

at 3:30 FILED P.  
Mary [Signature]

AFFIDAVIT

**THE STATE OF TEXAS  
COUNTY OF LIBERTY**


**RE: Monthly Report of the County Treasurer, For the Month Ended October 31, 2018**

The Monthly Report of the County Treasurer includes, but is not limited to, money received and disbursed; debts due to and owed by the county; and all other proceedings in the Treasurer's office that pertain to the financial standing of Liberty County. [LGC §114.026(a)(b)]


The County Treasurer's books and the Auditor's general ledger agree. The bank statements have been reconciled and any adjustments have been noted. This affidavit must state the amount of the cash and other assets that are in the custody of the County Treasurer at the time of examination. [LGC §114.026(d)]

**TOTAL CASH AND INVESTMENTS HELD BY THE TREASURER ON OCTOBER 31, 2018**  
**\$22,869,669.10**


Therefore, Kim Harris, Liberty County Treasurer, who being fully sworn, upon oath states that the aforementioned monthly report is true and correct to the best of her knowledge. Filed with accompanying reports this, the 11<sup>th</sup> day of December, 2018.

  
Kim Harris, CPA, Liberty County Treasurer

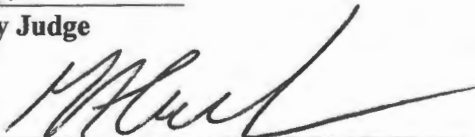
The Monthly Report of the County Treasurer has been submitted for audit. The cash balances agree with the records of the County Auditor, as reconciled. [LGC §114.026(b)]

  
Dwayne Gott, CPA, Liberty County Auditor

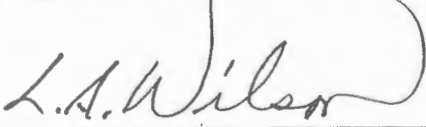
At the regular meeting of the Commissioners' Court on December 11, 2018, Kim Harris, Liberty County Treasurer, presented the Treasurer's Report for the month ended October 31, 2018 for the inspection of the court. After reviewing the Treasurer's Report and having taken reasonable steps to ensure its accuracy, we, the undersigned members of the court, hereby approve the report, subject to independent auditors' review. We hereby affirm that the report complies with the statutes as referenced, and request that it be filed with the official minutes of this meeting. [LGC §114.026(c) and (d)]

  
Jay Knight, County Judge

  
Bruce Karbowski, Commissioner, Pct. 1

  
Greg Arthur, Commissioner, Pct. 2

- ABSENT -  
James 'Boo' Reaves, Commissioner, Pct. 3

  
Leon Wilson, Commissioner, Pct. 4

***Monthly Report of County Treasurer  
For the Month Ended October 31, 2018***

***Prepared and submitted by Kim Harris, CPA  
Liberty County Treasurer***

***Monthly Report of County Treasurer***  
***Prepared by Kim Harris, CPA, Liberty County Treasurer***

**Index to Report**

	<u>Page</u>
<b><u>Section 1 - Cash Flow</u></b>	
<b>Statement of Cash Receipts and Disbursements</b>	
General Fund	1 - 3
Special Funds	4
<b>Bank Collateral</b>	
First Liberty National Bank	5
Prosperity Bank	6
<b>Bond Indebtedness</b>	7
<b><u>Section 2 - Investments</u></b>	8
<b><u>Section 3 - Benefits &amp; Insurance</u></b>	9
<b><u>Section 4 - Receipt Register</u></b>	10-26
<b><u>Section 5 - Leave Liability Report</u></b>	27-42
<b><u>Section 6 - Check Register</u></b>	43-54

## Section 1 – Cash Flow

### Statement of Cash Receipts and Disbursements

**Liberty County, Texas - General Fund  
 Combined Statement of Cash Receipts and Disbursements  
 For the Month Ended October 31, 2018**

<u>Account Name</u>	<u>Balance 9/30/2018</u>	<u>Cash Receipts</u>	<u>Cash Disbursements</u>	<u>Balance 10/31/2018</u>
<b><u>GENERAL FUND</u></b>				
Cash	12,015,597.99	899,811.06	(2,733,562.88)	10,181,846.17
<b><u>DISTRICT ATTORNEY FUND</u></b>				
Cash	32,482.59	0.00	(886.84)	31,595.75
<b><u>DISTRICT ATTORNEY PROGRAMS</u></b>				
Cash - Special Investigative	822,413.52	362.50	(5,702.18)	817,073.84
Cash - Welfare Fraud	1,736.85	0.00	0.00	1,736.85
Cash - Crime Prevention	199.30	0.00	0.00	199.30
	824,349.67	362.50	(5,702.18)	819,009.99
<b><u>ROAD &amp; BRIDGE FUND</u></b>				
Cash	2,600,730.69	223,131.42	(990,859.39)	1,833,002.72
<b><u>CHILD ABUSE/FAMILY VIOLENCE FUND</u></b>				
Cash	1,220.39	150.04	0.00	1,370.43
<b><u>VICTIMS ASSISTANCE COORDINATOR</u></b>				
Cash	(11,095.61)	0.00	(5,121.62)	(16,217.23)
<b><u>LAND ACQUISITION ROW</u></b>				
Cash	623,037.39	0.00	(79,413.25)	543,624.14
<b><u>ELECTION SERVICE CONTRACT</u></b>				
Cash	26,594.13	0.00	0.00	26,594.13
<b><u>RECORDS MANAGEMENT - COUNTY CLERK</u></b>				
Cash	760,526.77	20,351.35	(33,981.00)	746,897.12
<b><u>DISTRICT CLERK - TDCJ ACCOUNT</u></b>				
Cash	12,976.43	0.00	0.00	12,976.43
<b><u>LAW LIBRARY FUND</u></b>				
Cash	49,768.49	4,271.24	(1,360.90)	52,678.83
<b><u>JP TECHNOLOGY FUND</u></b>				
Cash	133,241.78	2,058.42	(835.92)	134,464.28
<b><u>CO. &amp; DIST. CLERK TECHNOLOGY</u></b>				
Cash	18,255.26	114.60	(498.04)	17,871.82
<b><u>COURT RECORD PRESERVATION</u></b>				
Cash	108,631.00	1,460.00	0.00	110,091.00
<b><u>CSCD - CIVIL FEES</u></b>				
Cash	0.00	0.00	0.00	0.00
<b><u>CO. ATTY. - PRE-TRIAL DIVERSION</u></b>				
Cash	248,508.65	1,840.00	(1,331.07)	249,017.58

**Liberty County, Texas - General Fund**  
**Combined Statement of Cash Receipts and Disbursements**  
**For the Month Ended October 31, 2018**

<u>Account Name</u>	<u>Balance 9/30/2018</u>	<u>Cash Receipts</u>	<u>Cash Disbursements</u>	<u>Balance 10/31/2018</u>
<u>HOMELAND SECURITY PROGRAM</u>				
Cash	43,517.00	0.00	(9,972.00)	33,545.00
<u>ADULT GANG INVESTIGATOR GRANT</u>				
Cash	(0.00)	0.00	0.00	(0.00)
<u>DISTRICT CLERK CHILD SUPPORT</u>				
Cash	0.00	0.00	0.00	0.00
<u>SECURITY FEE</u>				
Cash	71,251.55	5,183.54	(4,883.30)	71,551.79
<u>DISTRICT CLERK RECORDS MANAGEMENT</u>				
Cash	58,216.52	1,361.38	0.00	59,577.90
<u>COMMISSIONER'S COURT RECORDS MANAGEMENT</u>				
Cash	206,615.85	1,626.87	(5,031.25)	203,211.47
<u>CONSTABLES FORFEITURE FUND</u>				
Cash	37,258.33	0.00	0.00	37,258.33
Cash - Seizure	0.00		0.00	0.00
	37,258.33	0.00	0.00	37,258.33
<u>DARE CONTRIBUTIONS</u>				
Cash	3,632.17	0.00	0.00	3,632.17
<u>DA FEDERAL FORFEITURE</u>				
Cash	17,230.45	0.00	0.00	17,230.45
<u>SHERIFF FEDERAL FORFEITURE</u>				
Cash	(13.41)	13.41	0.00	0.00
<u>SHERIFF'S GRANTS</u>				
Cash	0.00	0.00	0.00	0.00
<u>CDBG GRANT #12-219-000-5519</u>				
Cash	0.00	0.00	0.00	0.00
<u>CDBG GRANT #13-307-000-7582</u>				
Cash	1,786.20	0.00	0.00	1,786.20
<u>CDBG GRANT #13-307-000-7583</u>				
Cash	(119.66)	0.00	0.00	(119.66)
<u>GLO CONTRACT #13-314-000-7601</u>				
Cash	(16,597.55)	26,322.62	(26,322.35)	(16,597.28)

**Liberty County, Texas - General Fund  
 Combined Statement of Cash Receipts and Disbursements  
 For the Month Ended October 31, 2018**

<u>Account Name</u>	<u>Balance 9/30/2018</u>	<u>Cash Receipts</u>	<u>Cash Disbursements</u>	<u>Balance 10/31/2018</u>
<u>C.O. SERIES 2008</u>				
Cash	3,783,070.78	7,004.59	0.00	3,790,075.37
<u>TDA #713290 HARDIN WS</u>				
Cash	0.00	0.00	0.00	0.00
<u>TDHCA #70090006</u>				
Cash	(0.00)	0.00	0.00	(0.00)
<u>FEMA Road &amp; Bridge Projects</u>				
Cash	685,678.75	0.00	0.00	685,678.75
<u>GRANT - DRS #10099</u>				
Cash	14,123.61	0.00	0.00	14,123.61
<u>COUNTY OFFICIALS FUND</u>				
Cash	45,463.10	7,391.57	(5,394.96)	47,459.71
<u>STATE COURT COST FUND</u>				
Cash	340,686.89	75,166.32	(216,751.71)	199,101.50
<u>COUNTY ATTORNEY CHECK COLLECTIONS</u>				
Cash	22,690.16	302.19	0.00	22,992.35
<u>OLD RIVER DRAINAGE DISTRICT #1</u>				
Cash	0.00	0.00	0.00	0.00
<u>JUVENILE PROBATION</u>				
Cash	(89,441.81)	0.00	(36,966.56)	(126,408.37)
<u>DA SEIZURES</u>				
Cash	(0.00)	0.00	0.00	(0.00)
<u>GRAND TOTALS</u>	22,669,874.55	1,277,923.12	(4,158,875.22)	19,788,922.45

**Liberty County, Texas - Special Funds  
 Combined Statement of Cash Receipts and Disbursements  
 For the Month Ended October 31, 2018**

<u>Account Name</u>	<u>9/30/2018 Balance</u>	<u>Cash Receipts</u>	<u>Cash Disbursements</u>	<u>10/31/2018 Balance</u>
<b>SHERIFF'S SEIZURE</b>				
Cash	217,594.88	966.87	0.00	218,561.75
<b>CSCD - CIVIL FEES</b>				
Cash	24,241.22	1,458.48	0.00	25,699.70
<b>OLD RIVER DRAINAGE DISTRICT</b>				
Cash	948,724.06	1,214.11	(20,593.36)	929,344.81
<b>DEBT SERVICE</b>				
Cash	444,834.87	339.23	0.00	445,174.10
<b>BENEFITS &amp; INSURANCE</b>				
Cash	1,099,839.91	495,279.53	(599,040.02)	996,079.42
<b>CS &amp; CD PROGRAMS</b>				
Cash	486,713.22	152,989.73	(187,228.95)	452,474.00
<b>PAYROLL CLEARING</b>				
Cash - Deduction Clearing A/C	8,339.50	1,723,013.88	(1,724,581.44)	6,771.94
Cash - Payroll	6,613.48	21,082.77	(21,055.32)	6,640.93
FUND TOTALS	14,952.98	1,744,096.65	(1,745,636.76)	13,412.87
<b>GRAND TOTALS</b>	<b>3,236,901.14</b>	<b>2,396,344.60</b>	<b>(2,552,499.09)</b>	<b>3,080,746.65</b>



## Bank Collateral

# Pledge Security Listing

October 31, 2018

Description	Safekeeping Location	Safekeeping Receipt	Coupon	Maturity Date	Call Date	Moody	S&P	Fitch	ASC 320	Face Amount	Current Par	Current Book Value	Market Value	Gain(Loss)
Liberty County Treasurer														
SABINE PASS TX ISD	TIB		2.50	08/15/2027	08/15/2022	NR	AAA	NR	AFS	200,000	200,000.00	203,256.33	194,438.00	(8,818.33)
WACO TX ISD	TIB		0.00	08/15/2020		Aaa	NR	NR	AFS	750,000	750,000.00	707,289.45	715,830.02	8,540.57
HARDIN TX ISD	TIB		2.00	08/15/2020		Aaa	NR	NR	AFS	290,000	290,000.00	294,802.92	288,361.50	(6,441.42)
LULING TX ISD	TIB		3.00	08/15/2020		NR	AAA	NR	AFS	265,000	265,000.00	273,871.64	268,548.34	(5,323.30)
DAYTON TX	TIB		2.00	02/01/2019		NR	AA-	NR	AFS	565,000	565,000.00	566,399.03	564,672.29	(1,726.74)
FNMA MA2233			2.50	04/01/2025		AAA	AA+	AAA	AFS	2,500,000	1,101,697.07	1,107,680.57	1,079,346.13	(28,334.44)
<b>Total for Liberty County Treasurer</b>										<b>4,570,000</b>	<b>3,171,697.07</b>	<b>3,153,299.94</b>	<b>3,111,196.28</b>	<b>(42,103.66)</b>

Although the information in this report has been obtained from sources believed to be reliable, its accuracy cannot be guaranteed.

# Pledge Security Listing

October 31, 2018

Description	Safekeeping Location	Safekeeping Receipt	Coupon	Maturity Date	Call Date	Moody	S&P	Fitch	ASC 320	Face Amount	Current Par	Current Book Value	Market Value	Gain(Loss)
<b>LIBERTY COUNTY TREASURER</b>														
FHLMC G12454	FHLB	x	5.50	11/01/2021		AAA	AA+	AAA	HTM	4,000,000	43,600.72	43,600.79	44,636.78	1,035.99
FHLMC G12398	FHLB	x	6.00	09/01/2021		AAA	AA+	AAA	HTM	1,000,000	12,284.21	12,284.22	12,644.69	360.46
FHLMC E01602	FHLB	x	4.50	03/01/2019		AAA	AA+	AAA	HTM	13,600,000	21,909.60	21,909.74	21,909.60	(0.14)
FNMA 797776	FHLB	x	4.50	03/01/2020		AAA	AA+	AAA	HTM	33,723,844	145,436.44	145,436.77	146,659.64	1,222.87
FNMA 889901	FHLB	x	4.50	09/01/2020		AAA	AA+	AAA	HTM	12,892,835	21,318.17	21,318.26	21,318.17	(0.09)
FNMA 890501	FHLB		2.00	11/01/2027		AAA	AA+	AAA	HTM	9,000,000	3,852,880.47	3,887,890.87	3,675,468.69	(212,422.18)
FNMA 890501	FHLB		2.00	11/01/2027		AAA	AA+	AAA	HTM	18,000,000	7,705,760.94	7,776,653.55	7,350,937.39	(425,716.16)
FNMA AL3041	FHLB		2.00	02/01/2028		AAA	AA+	AAA	HTM	2,991,925	1,309,942.53	1,319,987.01	1,248,228.05	(71,758.96)
FHLMC J22739	FHLB		2.50	03/01/2028		AAA	AA+	AAA	HTM	4,310,816	1,827,204.02	1,827,204.02	1,773,499.06	(53,704.96)
FHLMC G18497	FHLB		3.00	01/01/2029		AAA	AA+	AAA	HTM	8,000,000	3,408,862.24	3,474,635.30	3,360,644.02	(113,991.28)
FNMA AX7595	FHLB		2.50	01/01/2030		AAA	AA+	AAA	HTM	2,000,000	1,011,659.28	1,037,179.20	967,386.54	(69,792.66)
FNMA AL8048	FHLB		3.00	11/01/2032		AAA	AA+	AAA	HTM	500,000	325,734.08	337,543.48	319,223.47	(18,320.01)
FNMA AS8102	FHLB		2.50	10/01/2031		AAA	AA+	AAA	HTM	9,000,000	6,945,603.66	7,117,442.25	6,639,476.18	(477,966.07)
FHLMC U89056	FHLB		3.00	03/01/2034		AAA	AA+	AAA	HTM	7,000,000	4,505,318.30	4,632,076.78	4,331,853.54	(300,213.24)
<b>Total for LIBERTY COUNTY TREASURER</b>										<b>126,019,420</b>	<b>31,137,514.66</b>	<b>31,655,162.24</b>	<b>29,913,895.82</b>	<b>(1,741,266.43)</b>

## Bond Indebtedness

# Liberty County, Texas

## Future Debt Service Requirements

### As of October 31, 2018

FYE 9/30	GO Refunding, Series 2010			GO Refunding, Series 2012			Annual Total
	Principal	Interest	Total	Principal	Interest	Total	
2019	245,000	118,400	363,400	1,145,000	122,949	1,267,949	1,631,349
2020	255,000	108,600	363,600	1,165,000	103,370	1,268,370	1,631,970
2021	265,000	98,400	363,400	1,190,000	83,448	1,273,448	1,636,848
2022	280,000	87,800	367,800	1,210,000	63,099	1,273,099	1,640,899
2023	290,000	76,600	366,600	1,230,000	42,408	1,272,408	1,639,008
2024	300,000	65,000	365,000	1,250,000	21,373	1,271,373	1,636,373
2025	310,000	53,000	363,000				363,000
2026	325,000	40,600	365,600				365,600
2027	335,000	27,600	362,600				362,600
2028	355,000	14,200	369,200				369,200
<b>Total</b>	<b>\$2,960,000</b>	<b>\$690,200</b>	<b>\$3,650,200</b>	<b>\$7,190,000</b>	<b>\$436,647</b>	<b>\$7,626,647</b>	<b>\$11,276,847</b>

## Section 2 – Investments

# INVESTMENTS

Liberty County accepted bids for a four-year depository contract in May, 2015. Commissioners Court voted to accept Prosperity Bank as depository.

Liberty County funds are currently invested in the following:

## Interest-Bearing Accounts

Interest-bearing checking and money market accounts are held at Prosperity Bank. Under the terms of the four-year contract with Prosperity Bank beginning June 1, 2015, interest will be paid as follows:

### NOW Account (Checking with Interest)

Prosperity Bank's posted NOW Account rate, as it changes, plus .10% with a floor of .35%

### Money Market Account

Prosperity Bank's posted Prosperfect MMA rate, as it changes, with a floor of .40%

Total interest earned on Prosperity Bank accounts for the month of October, 2018 was \$2,137.01.

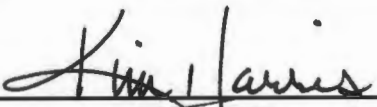
## TexSTAR and LOGIC Government Investment Pool

In September, 2018, the following amounts were invested/earned in TexSTAR and LOGIC:

<u>Account</u>	<u>Principal Investment</u>	<u>October Interest</u>	<u>October 31, 2018 Cumulative Balance</u>
General Fund (TexSTAR)	\$ 0.00	\$ 2,773.64	\$ 66,811.56
C.O. 2008 (TexSTAR)	\$ 3,779,000.00	\$ 7,003.68	\$ 3,822,049.50
General Fund (LOGIC)	\$15,001,000.00	\$30,089.26	\$15,221,729.28

This report is made in accordance with provisions of Government Code 2256 (Section 2256.023), the Public Funds Investment Act. The investments held in the Liberty County portfolio comply with the Public Funds Investment Act and the Liberty County Investment Policy.

Submitted to Commissioners Court of Liberty County on December 11, 2018 by:

  
\_\_\_\_\_  
Kim Harris, Liberty County Investment Officer

## Section 3 – Benefits & Insurance



**LIBERTY COUNTY BENEFITS AND INSURANCE  
FINANCIAL REPORT  
FOR THE CALENDAR YEAR ENDED DECEMBER 31, 2018  
PREPARED AND SUBMITTED BY KIM HARRIS, TREASURER**

	<u>Payroll Contrib.</u>	<u>Interest Earned</u>	<u>Retiree/ COBRA</u>	<u>Other</u>	<u>Explanation for Other</u>	<u>Contract Firm Fdtns.</u>	<u>Claims BCBS</u>	<u>Admin./Prem.</u>	<u>Premium Life Ins.</u>	<u>Net Change per Month</u>	<u>Account Balance</u>
Beg. Bal.											918,323.67
January	471,340.07	280.06	13,699.61			(19,740.34)	(510,203.33)	(46,334.71)	(3,139.03)	(94,097.67)	824,226.00
February	471,713.70	254.07	5,317.54			(19,740.34)	(247,007.18)	(28,175.71)	(3,128.14)	179,233.94	1,003,459.94
March	473,425.17	334.91	6,289.00	608.41	Cigna Reimb.	(19,740.34)	(335,918.14)	(27,644.01)	(3,189.31)	94,165.69	1,097,625.63
April	482,705.00	359.04	10,916.28			(19,740.34)	(625,201.38)	(27,587.41)	(3,179.81)	(181,728.62)	915,897.01
May	478,208.60	427.51	7,774.42	149,301.90	Cigna Dep. Refund	(19,740.34)	(322,653.80)	(28,382.10)	(3,191.01)	261,745.18	1,177,642.19
June	473,963.72	489.70	6,332.34	3,637.72	Cigna Refund	(19,740.34)	(293,098.62)	(30,544.27)	(3,224.01)	(11,485.66)	1,166,156.53
July	477,805.92	568.11	6,732.66	(149,301.90)	Transfer to gen fund	(19,740.34)	(404,964.97)	(28,300.05)	(3,223.02)	28,917.26	1,195,073.79
August	478,451.57	684.91	6,368.10	316.80		(19,740.34)	(577,630.09)	(30,286.67)	(6,483.59)	(148,194.27)	1,046,879.52
September	480,220.75	677.90	7,538.14	125.04		(19,740.34)	(394,312.53)	(22,042.00)	0.00	52,960.39	1,099,839.91
October	479,378.17	705.45	5,803.26	262.06		(19,740.34)	(528,943.62)	(38,683.63)	(3,262.41)	(103,760.49)	996,079.42
November				356.41							996,079.42
December				982.63	Cigna Refunds						996,079.42
<b>Total</b>	<b>4,767,212.67</b>	<b>4,781.66</b>	<b>76,810.30</b>	<b>6,289.07</b>		<b>(197,403.40)</b>	<b>(4,239,933.66)</b>	<b>(307,980.56)</b>	<b>(32,020.33)</b>	<b>77,755.75</b>	<b>996,079.42</b>
	<u>476,721.27</u>				Avg. P/R Contrib/Month		<u>(423,993.37)</u>				

**Additional contributions received from General Fund:**

Comm. Court, June 29, 2010, Agenda #7	1,000,000.00
Comm. Court, Jan. 11, 2011, Agenda #14	500,000.00
Comm. Court, July 26, 2011, Agenda #25	500,000.00
Comm. Court, Dec. 20, 2011, Agenda #15	500,000.00
Comm. Court, April 24, 2012, Agenda #30	500,000.00
Comm. Court, Nov. 27, 2012, Agenda #19	128,000.00
Comm. Court, Feb. 12, 2013, Agenda #30	500,000.00
	<u>3,628,000.00</u>

## Section 4 – Receipt Register

RECEIPT REGISTER  
 RECEIPT DATES FROM 10/01/2018 TO 10/31/2018

RECEIPT NUMBER	DATE	STATUS	CASH/	CHECK/	MONEYORDER/	EFT/	OTHER/	/	RECEIPT AMOUNT
48466	10/01/2018	PX COMMISSIONER BRUCE KARBOWSKI	426.00	348.11					774.11
48467	10/01/2018	PX RETIREE		93.28					93.28
48468	10/01/2018	PR SHERIFF'S DEPARTMENT		1,452.35					1,452.35
48469	10/01/2018	PR SHERIFF'S DEPARTMENT		3,190.32					3,190.32
48470	10/01/2018	PX SHERIFF'S DEPARTMENT		105.00					105.00
48471	10/01/2018	PX BOND SUPERVISION	100.00						100.00
48472	10/01/2018	PX RETIREE		50.40					50.40
48473	10/01/2018	PX COMMISSIONER GREG ARTHUR	1,649.00						1,649.00
48474	10/01/2018	PX JUDGE CODY PARRISH	160.60	162.00					322.60
48475	10/01/2018	PX ENGINEERING	850.00	2,675.00					3,525.00
48476	10/01/2018	PX DISTRICT CLERK	426.00						426.00
48477	10/01/2018	PX JUDGE WADE BROWN		4,072.20					4,072.20
48478	10/01/2018	PX DISTRICT CLERK		3,698.00					3,698.00
48479	10/01/2018	PX DISTRICT CLERK		1,831.80					1,831.80
48480	10/01/2018	PX JUDGE RALPH FULLER		6,412.25					6,412.25
48481	10/01/2018	PX COUNTY CLERK		308.00					308.00
48482	10/01/2018	PX COUNTY CLERK		10,673.00					10,673.00
48483	10/01/2018	PX COUNTY ATTORNEY	60.00						60.00
48484	10/01/2018	PX COUNTY CLERK		501.95					501.95

RECEIPT REGISTER  
 RECEIPT DATES FROM 10/01/2018 TO 10/31/2018

RECEIPT NUMBER	DATE	STATUS	CASH/	CHECK/	MONEYORDER/	EFT/	OTHER/	/	RECEIPT AMOUNT
48485	10/01/2018	PX COUNTY CLERK		3.58					3.58
48486	10/02/2018	PX JUDGE DAVIS	128.00	2,821.10					2,949.10
48487	10/02/2018	PX COMMISSIONER BRUCE KARBOWSKI	425.00						425.00
48488	10/02/2018	PX ENGINEERING	1,975.00	1,000.00					2,975.00
48489	10/02/2018	PX JUDGE CODY PARRISH	1,333.00	2,754.70					4,087.70
48490	10/02/2018	PR ADULT PROBATION		6,461.00					6,461.00
48491	10/02/2018	PR CIGNA HEALTH AND LIFE INSURANCE C		845.87					845.87
48492	10/02/2018	PR SHERIFF'S DEPARTMENT		8,963.76					8,963.76
48493	10/02/2018	PX DISTRICT CLERK		3,449.00					3,449.00
48494	10/02/2018	PR STATE COMPTROLLER-DIRECT DEPOSIT				5,000.00			5,000.00
48495	10/02/2018	PX JUDGE WADE BROWN		948.00					948.00
48496	10/02/2018	PX COUNTY CLERK		1,151.00					1,151.00
48497	10/02/2018	PX COUNTY CLERK		2,438.75					2,438.75
48498	10/02/2018	PX COUNTY CLERK		1,268.00					1,268.00
48499	10/02/2018	PX COUNTY CLERK		2,879.00					2,879.00
48500	10/02/2018	PX COUNTY CLERK		1,348.10					1,348.10
48501	10/03/2018	PX ENGINEERING	1,975.00	1,700.00					3,675.00
48502	10/03/2018	PX COUNTY ATTORNEY		302.19					302.19
48503	10/03/2018	PR SHERIFF'S DEPARTMENT			375.00				375.00

RECEIPT REGISTER  
 RECEIPT DATES FROM 10/01/2018 TO 10/31/2018

RECEIPT NUMBER	DATE	STATUS	CASH/	CHECK/	MONEYORDER/	EFT/	OTHER/	/	RECEIPT AMOUNT
48504	10/03/2018	PX SHERIFF'S DEPARTMENT		262.50					262.50
48505	10/03/2018	PX DISTRICT CLERK		294.00					294.00
48506	10/03/2018	PX DISTRICT CLERK		2,615.00					2,615.00
48507	10/03/2018	PX SHERIFF'S DEPARTMENT		90.00	150.00				240.00
48508	10/03/2018	PX CITY OF LIBERTY		29,455.00					29,455.00
48509	10/03/2018	PR COUNTY JUDGE		318.92					318.92
48510	10/03/2018	PX SHERIFF'S DEPARTMENT		13.41					13.41
48511	10/03/2018	PX JUDGE LARRY WILBURN		4,265.00					4,265.00
48512	10/03/2018	PX COUNTY ATTORNEY		3,150.00					3,150.00
48513	10/04/2018	PX COMMISSIONER GREG ARTHUR		537.30					537.30
48514	10/04/2018	PX JUDGE CODY PARRISH	856.00	973.60					1,829.60
48515	10/04/2018	PX ENGINEERING	1,375.00	1,575.00					2,950.00
48516	10/04/2018	PX DISTRICT CLERK		2,819.20					2,819.20
48517	10/04/2018	PX SHERIFF'S DEPARTMENT		450.00					450.00
48518	10/04/2018	PX COUNTY CLERK		213.00					213.00
48519	10/04/2018	PX COUNTY CLERK		1,806.25					1,806.25
48520	10/04/2018	PX COUNTY CLERK		283.00					283.00
48521	10/04/2018	PX COUNTY CLERK		6,018.00					6,018.00
48522	10/04/2018	PX COUNTY CLERK		237.00					237.00

RECEIPT REGISTER  
 RECEIPT DATES FROM 10/01/2018 TO 10/31/2018

RECEIPT NUMBER	DATE	STATUS	CASH/	CHECK/	MONEYORDER/	EFT/	OTHER/	/	RECEIPT AMOUNT
48523	10/04/2018	PX COUNTY CLERK		386.00					386.00
48524	10/05/2018	PR OLD RIVER DRAINAGE DIST #1				934.12			934.12
48525	10/05/2018	PX TAX COLLECTOR				10,764.87			10,764.87
48526	10/05/2018	PX TAX COLLECTOR				166,263.14			166,263.14
48527	10/05/2018	PX TAX COLLECTOR				162.58			162.58
48528	10/05/2018	PX TAX COLLECTOR				1,331.45			1,331.45
48529	10/05/2018	PX COUNTY CLERK		898.00					898.00
48530	10/05/2018	PR STATE COMPTROLLER-DIRECT DEPOSIT				1,009.73			1,009.73
48531	10/05/2018	PX COUNTY CLERK		6,158.00					6,158.00
48532	10/05/2018	PX SSA TREASURER - DIRECT DEPOSIT				1,200.00			1,200.00
48533	10/05/2018	PX COUNTY CLERK		240.00					240.00
48534	10/05/2018	PX JUDGE HEBERT		5,034.10					5,034.10
48535	10/05/2018	PX CONSTABLE JOSLIN			75.00				75.00
48536	10/05/2018	PR SHERIFF'S DEPARTMENT		1,311.80					1,311.80
48537	10/05/2018	PX SHERIFF'S DEPARTMENT		1,080.00					1,080.00
48538	10/05/2018	PR SHERIFF'S DEPARTMENT		1,639.75					1,639.75
48539	10/05/2018	PX COUNTY ATTORNEY	300.00						300.00
48540	10/05/2018	PX ENGINEERING	1,700.00	1,275.00					2,975.00
48541	10/05/2018	PX GOVDEALS INC		5,679.39					5,679.39

RECEIPT REGISTER  
 RECEIPT DATES FROM 10/01/2018 TO 10/31/2018

RECEIPT NUMBER DATE STATUS	CASH/	CHECK/ MONEYORDER/	EFT/	OTHER/	/	RECEIPT AMOUNT
48542 10/05/2018 PX JUDGE LARRY WILBURN		6,601.77				6,601.77
48543 10/09/2018 PX SHERIFF'S DEPARTMENT		120.00				120.00
48544 10/09/2018 PX COMMISSIONER BRUCE KARBOWSKI	673.00					673.00
48545 10/09/2018 PX COMMISSIONER GREG ARTHUR	2,368.00					2,368.00
48546 10/09/2018 PR CHAMBERS CO. SUPERVISION & CORREC		48,539.31				48,539.31
48547 10/09/2018 PR CHAMBERS CO. SUPERVISION & CORREC		159.00				159.00
48548 10/09/2018 PX CHAMBERS CO. SUPERVISION & CORREC	1.58					1.58
48549 10/09/2018 PX ENGINEERING	550.00	1,500.00				2,050.00
48550 10/09/2018 PX COUNTY CLERK		1,264.10				1,264.10
48551 10/09/2018 PX COUNTY CLERK		4,877.00				4,877.00
48552 10/09/2018 PX COUNTY CLERK		475.10				475.10
48553 10/09/2018 PX JUDGE LARRY WILBURN		2,096.70				2,096.70
48554 10/09/2018 PX JUDGE WADE BROWN		2,851.00				2,851.00
48555 10/09/2018 PX JUDGE WADE BROWN		1,870.60				1,870.60
48556 10/09/2018 PX JUDGE DAVIS	789.00	1,151.00				1,940.00
48557 10/09/2018 PX DISTRICT CLERK		3,092.50				3,092.50
48558 10/09/2018 PX DISTRICT CLERK		1,589.00				1,589.00
48559 10/10/2018 PX DISTRICT CLERK		1,902.00				1,902.00
48560 10/10/2018 PR HOUSING AUTHORITY		5,981.51				5,981.51

RECEIPT REGISTER  
 RECEIPT DATES FROM 10/01/2018 TO 10/31/2018

RECEIPT NUMBER	DATE	STATUS	CASH/	CHECK/	MONEYORDER/	EFT/	OTHER/	/	RECEIPT AMOUNT
48561	10/10/2018	PX RETIREE		1,468.63					1,468.63
48562	10/10/2018	PR SOUTH TEXAS ATM				55.00			55.00
48563	10/10/2018	PX SHERIFF'S DEPARTMENT	902.00						902.00
48564	10/10/2018	PX LIBERTY-CHAMBERS COUNTIES CSCD		55,513.25					55,513.25
48565	10/10/2018	PX LIBERTY-CHAMBERS COUNTIES CSCD		1,138.00					1,138.00
48566	10/10/2018	PX JUDGE CODY PARRISH	2,033.20	2,402.80					4,436.00
48567	10/10/2018	PX COUNTY CLERK		1,563.00					1,563.00
48568	10/10/2018	PX COUNTY CLERK		3,688.00					3,688.00
48569	10/10/2018	PX COUNTY CLERK		9.00					9.00
48570	10/10/2018	PX COUNTY CLERK		7,427.00					7,427.00
48571	10/10/2018	PX COUNTY CLERK		199.00					199.00
48572	10/10/2018	PX COMMISSIONER REAVES		125.09					125.09
48573	10/11/2018	PX CONSTABLE STEVE HUNTER PCT. 5		11,858.80					11,858.80
48574	10/11/2018	PX JUDGE LARRY WILBURN		2,410.30					2,410.30
48575	10/11/2018	PX JUDGE RALPH FULLER		6,622.70					6,622.70
48576	10/11/2018	PX COUNTY CLERK		219.00					219.00
48577	10/11/2018	PX ENGINEERING	2,275.00	2,550.00					4,825.00
48578	10/11/2018	PX ENGINEERING	1,200.00	1,063.00					2,263.00
48579	10/11/2018	PX COUNTY ATTORNEY		538.00					538.00



RECEIPT REGISTER  
 RECEIPT DATES FROM 10/01/2018 TO 10/31/2018

RECEIPT NUMBER	DATE	STATUS	CASH/	CHECK/	MONEYORDER/	EFT/	OTHER/	/	RECEIPT AMOUNT
48580	10/11/2018	PX COUNTY ATTORNEY		706.00					706.00
48581	10/11/2018	PX COUNTY ATTORNEY		531.00					531.00
48582	10/11/2018	PX BOND SUPERVISION	435.00						435.00
48583	10/11/2018	PX COMMISSIONER BRUCE KARBOWSKI		230.00					230.00
48584	10/11/2018	PX SHERIFF'S DEPARTMENT		150.00					150.00
48585	10/11/2018	PX CONSTABLE MARK DAVISON PCT 3		25,000.00					25,000.00
48586	10/11/2018	PX DISTRICT CLERK		2,813.19					2,813.19
48587	10/12/2018	PX GENERAL FUNDS		515,415.04					515,415.04
48588	10/12/2018	PX GENERAL LAND OFFICE		162,440.63					162,440.63
48589	10/12/2018	PX GENERAL FUNDS		239,416.97					239,416.97
48590	10/12/2018	PX GENERAL FUNDS		6,458.18					6,458.18
48591	10/12/2018	PX GENERAL FUNDS		4,069.48					4,069.48
48592	10/12/2018	PX JUDGE HEBERT		1,773.00					1,773.00
48593	10/12/2018	PX COUNTY CLERK		875.00					875.00
48594	10/12/2018	PX ENGINEERING	1,950.00	1,700.00					3,650.00
48595	10/12/2018	PX CH&P MANAGEMENT, LLC		13,794.68					13,794.68
48596	10/12/2018	PX SHERIFF'S DEPARTMENT		55.02					55.02
48597	10/12/2018	PR SHERIFF'S DEPARTMENT		116.21					116.21
48598	10/12/2018	PX STATE COMPTROLLER-DIRECT DEPOSIT				57,380.01			57,380.01

RECEIPT REGISTER  
 RECEIPT DATES FROM 10/01/2018 TO 10/31/2018

RECEIPT NUMBER	DATE	STATUS	CASH/	CHECK/	MONEYORDER/	EFT/	OTHER/	/	RECEIPT AMOUNT
48599	10/12/2018	PR STATE COMPTROLLER-DIRECT DEPOSIT							341,431.95
48600	10/12/2018	PX STATE COMPTROLLER-DIRECT DEPOSIT							134.75
48601	10/12/2018	PX DISTRICT CLERK	252.00						252.00
48602	10/15/2018	PX CONSTABLE MARK DAVISON PCT 3		150.00					150.00
48603	10/15/2018	PX COMMISSIONER BRUCE KARBOWSKI		100.00					100.00
48604	10/15/2018	PX DISTRICT CLERK		3,655.30					3,655.30
48605	10/15/2018	PX DISTRICT CLERK		1,022.00					1,022.00
48606	10/15/2018	PX COMMISSIONER BRUCE KARBOWSKI	805.00						805.00
48607	10/15/2018	PX ENGINEERING	1,475.00	1,900.00					3,375.00
48608	10/15/2018	PX JUDGE DAVIS	472.00	3,591.50					4,063.50
48609	10/15/2018	PX CONSTABLE PCT. 2		225.00					225.00
48610	10/15/2018	PX COMMISSIONER GREG ARTHUR	2,377.50						2,377.50
48611	10/15/2018	PX TAX COLLECTOR		22,598.46					22,598.46
48612	10/15/2018	PX TAX COLLECTOR		48,780.00					48,780.00
48613	10/15/2018	PX COUNTY ATTORNEY	500.00						500.00
48614	10/15/2018	PX COUNTY CLERK		1,460.00					1,460.00
48615	10/15/2018	PR DISTRICT ATTORNEY		725.00					725.00
48616	10/15/2018	PX COUNTY CLERK		7,105.00					7,105.00
48617	10/15/2018	PX COUNTY CLERK		2,923.00					2,923.00

RECEIPT REGISTER  
 RECEIPT DATES FROM 10/01/2018 TO 10/31/2018

RCT108 PAGE 9

RECEIPT NUMBER	DATE	STATUS	CASH/	CHECK/	MONEYORDER/	EFT/	OTHER/	/	RECEIPT AMOUNT
48618	10/15/2018	PX COUNTY CLERK		3,874.00					3,874.00
48619	10/15/2018	PX COUNTY CLERK		442.00					442.00
48620	10/15/2018	PX JUDGE LARRY WILBURN		5,242.10					5,242.10
48621	10/15/2018	PX JUDGE WADE BROWN		1,455.10					1,455.10
48622	10/15/2018	PX JUDGE RALPH FULLER		5,805.10					5,805.10
48623	10/15/2018	PX COMMISSIONER WILSON		26,618.10					26,618.10
48624	10/16/2018	PX ENGINEERING	2,550.00	1,550.00					4,100.00
48625	10/16/2018	PX RETIREE		399.80					399.80
48626	10/16/2018	PX JUDGE CODY PARRISH	1,679.30	5,476.30					7,155.60
48627	10/16/2018	PR ENGINEERING		870.00					870.00
48628	10/16/2018	PX DISTRICT CLERK		4,907.00					4,907.00
48629	10/16/2018	PX RETIREE		72.48					72.48
48630	10/16/2018	PX COUNTY CLERK		1,064.00					1,064.00
48631	10/16/2018	PR CIGNA HEALTH AND LIFE INSURANCE C		131.65					131.65
48632	10/16/2018	PX COUNTY CLERK		5,044.00					5,044.00
48633	10/16/2018	PX COUNTY CLERK		1,219.10					1,219.10
48634	10/16/2018	PX JUDGE WADE BROWN		1,055.00					1,055.00
48635	10/17/2018	PX ENGINEERING	1,750.00	900.00					2,650.00
48636	10/17/2018	PX CONSTABLE STEVE HUNTER PCT. 5		225.00					225.00

RECEIPT REGISTER  
 RECEIPT DATES FROM 10/01/2018 TO 10/31/2018

RECEIPT NUMBER DATE STATUS	CASH/	CHECK/	MONEYORDER/	EFT/	OTHER/	/	RECEIPT AMOUNT
48637 10/17/2018 PX COMMISSIONER BRUCE KARBOWSKI	425.00	200.00					625.00
48638 10/17/2018 PX COUNTY CLERK		246.00					246.00
48639 10/17/2018 PX ENGINEERING		3,808.50					3,808.50
48640 10/17/2018 PX DISTRICT CLERK		3,999.00					3,999.00
48641 10/17/2018 PX DISTRICT CLERK		131.00					131.00
48642 10/17/2018 PX SHERIFF'S DEPARTMENT		420.00					420.00
48643 10/18/2018 PX PROSPERITY BANK				2,341.64			2,341.64
48644 10/18/2018 PX LOGIC				27,555.04			27,555.04
48645 10/18/2018 PX TEXSTAR				10,993.28			10,993.28
48646 10/18/2018 PX RETIREE	72.48						72.48
48647 10/18/2018 PX ENGINEERING	400.00	225.00					625.00
48648 10/18/2018 PX COUNTY ATTORNEY	1,040.00						1,040.00
48649 10/18/2018 PX JUDGE LARRY WILBURN		4,839.20					4,839.20
48650 10/18/2018 PX COUNTY CLERK		785.84					785.84
48651 10/18/2018 PX COUNTY CLERK		1,838.00					1,838.00
48652 10/18/2018 PX COUNTY CLERK		142.00					142.00
48653 10/18/2018 PX COUNTY CLERK		4,455.00					4,455.00
48654 10/18/2018 PX COUNTY CLERK		108.00					108.00
48655 10/18/2018 PX JUDGE CODY PARRISH	1,695.70	1,391.20					3,086.90

RECEIPT REGISTER  
 RECEIPT DATES FROM 10/01/2018 TO 10/31/2018

RECEIPT NUMBER	DATE	STATUS	CASH/	CHECK/	MONEYORDER/	EFT/	OTHER/	/	RECEIPT AMOUNT
48656	10/18/2018	PX RETIREE		48.32					48.32
48657	10/18/2018	PX COUNTY ATTORNEY	60.00						60.00
48658	10/18/2018	PX SHERIFF'S DEPARTMENT		2,559.00					2,559.00
48659	10/19/2018	PX STATE COMPTROLLER-DIRECT DEPOSIT				24.00			24.00
48660	10/19/2018	PX STATE COMPTROLLER-DIRECT DEPOSIT				175.50			175.50
48661	10/19/2018	PR STATE COMPTROLLER-DIRECT DEPOSIT				26,322.62			26,322.62
48662	10/19/2018	PX STATE COMPTROLLER-DIRECT DEPOSIT				379.26			379.26
48663	10/19/2018	PX ENGINEERING	1,750.00	1,650.00					3,400.00
48664	10/19/2018	PX JUDGE HEBERT		1,603.10					1,603.10
48665	10/19/2018	PX COUNTY CLERK		1,063.00					1,063.00
48666	10/19/2018	PX COUNTY CLERK		7,793.00					7,793.00
48667	10/19/2018	PX COUNTY CLERK		828.10					828.10
48668	10/19/2018	PX JUDGE LARRY WILBURN		5,440.40					5,440.40
48669	10/19/2018	PX JUDGE WADE BROWN		1,308.00					1,308.00
48670	10/22/2018	PR SHERIFF'S DEPARTMENT		702.75					702.75
48671	10/22/2018	PX SHERIFF'S DEPARTMENT		365.00					365.00
48672	10/22/2018	PX SHERIFF'S DEPARTMENT		279.38					279.38
48673	10/22/2018	PX CONSTABLE JOSLIN		150.00					150.00
48674	10/22/2018	PX CONSTABLE JOSLIN		75.00					75.00

RECEIPT REGISTER  
 RECEIPT DATES FROM 10/01/2018 TO 10/31/2018

RECEIPT NUMBER	DATE	STATUS	CASH/	CHECK/	MONEYORDER/	EFT/	OTHER/	/	RECEIPT AMOUNT
48675	10/22/2018	PX SHERIFF'S DEPARTMENT		2,438.20					2,438.20
48676	10/22/2018	PX COMMISSIONER GREG ARTHUR	1,608.00						1,608.00
48677	10/22/2018	PX BOND SUPERVISION	630.00						630.00
48678	10/22/2018	PX ENGINEERING	1,925.00	1,352.00					3,277.00
48679	10/22/2018	PX JUDGE DAVIS	533.00	1,899.00					2,432.00
48680	10/22/2018	PX COMMISSIONER BRUCE KARBOWSKI	436.00	45.00					481.00
48681	10/22/2018	PX JUDGE WADE BROWN		1,353.00					1,353.00
48682	10/22/2018	PX JUDGE WADE BROWN		450.00					450.00
48683	10/22/2018	PX COUNTY CLERK		1,002.00					1,002.00
48684	10/22/2018	PX COUNTY CLERK		2,105.00					2,105.00
48685	10/22/2018	PX COUNTY CLERK		528.00					528.00
48686	10/22/2018	PX RETIREE		816.40					816.40
48687	10/22/2018	PX CIGNA HEALTH AND LIFE INSURANCE C		5.11					5.11
48688	10/22/2018	PX DISTRICT CLERK		1,340.00					1,340.00
48689	10/22/2018	PX DISTRICT CLERK		5,124.54					5,124.54
48690	10/22/2018	PX DISTRICT CLERK		31.00					31.00
48691	10/23/2018	PX JUDGE CODY PARRISH	753.00	2,663.90					3,416.90
48692	10/23/2018	PX ENGINEERING	2,250.00	1,450.00					3,700.00
48693	10/23/2018	PX COUNTY CLERK	1,802.00						1,802.00

RECEIPT REGISTER  
 RECEIPT DATES FROM 10/01/2018 TO 10/31/2018

RECEIPT NUMBER	DATE	STATUS	CASH/	CHECK/	MONEYORDER/	EFT/	OTHER/	/	RECEIPT AMOUNT
48694	10/23/2018	PX JUDGE RALPH FULLER		5,545.50					5,545.50
48695	10/23/2018	PX COUNTY CLERK		3,714.00					3,714.00
48696	10/23/2018	PX COUNTY CLERK		3,796.00					3,796.00
48697	10/23/2018	PX COUNTY CLERK		275.00					275.00
48698	10/23/2018	PX DISTRICT CLERK	480.00						480.00
48699	10/23/2018	PX DISTRICT CLERK	480.00						480.00
48700	10/23/2018	PX DISTRICT CLERK		330.00					330.00
48701	10/24/2018	PX SHERIFF'S DEPARTMENT		300.00					300.00
48702	10/24/2018	PX SHERIFF'S DEPARTMENT		580.00					580.00
48703	10/24/2018	PX DISTRICT CLERK		5,854.86					5,854.86
48704	10/24/2018	PX ENGINEERING	575.00	4,175.00					4,750.00
48705	10/24/2018	PX RETIREE		399.80					399.80
48706	10/24/2018	PX RETIREE		383.00					383.00
48707	10/24/2018	PX COUNTY CLERK		1,117.10					1,117.10
48708	10/24/2018	PX COUNTY CLERK		2,612.00					2,612.00
48709	10/24/2018	PX COUNTY CLERK		207.00					207.00
48710	10/24/2018	PX JUDGE LARRY WILBURN		5,643.70					5,643.70
48711	10/24/2018	PX CHAMBERS CO. SUPERVISION & CORREC		43,104.51					43,104.51
48712	10/24/2018	PX CHAMBERS CO. SUPERVISION & CORREC		154.00					154.00

RECEIPT REGISTER  
 RECEIPT DATES FROM 10/01/2018 TO 10/31/2018

RECEIPT NUMBER	DATE	STATUS	CASH/	CHECK/	MONEYORDER/	EFT/	OTHER/	/	RECEIPT AMOUNT
48713	10/24/2018	PX INDIGENT HEALTH CARE		127.50					127.50
48714	10/24/2018	PR KAYLA HERRINGTON		100.00					100.00
48715	10/25/2018	PX STATE COMPTROLLER-DIRECT DEPOSIT				57,380.01			57,380.01
48716	10/25/2018	VO STATE COMPTROLLER-DIRECT DEPOSIT				341,431.95			341,431.95
48717	10/25/2018	PX STATE COMPTROLLER-DIRECT DEPOSIT				134.75			134.75
48718	10/25/2018	PX STATE COMPTROLLER-DIRECT DEPOSIT				15,552.55			15,552.55
48719	10/25/2018	PX ENGINEERING	575.00	325.00					900.00
48720	10/25/2018	PX COUNTY CLERK		1,079.00					1,079.00
48721	10/25/2018	PX COUNTY CLERK		3,971.00					3,971.00
48722	10/25/2018	PX COUNTY CLERK		42.00					42.00
48723	10/25/2018	PX JUDGE CODY PARRISH	913.10	373.00					1,286.10
48724	10/25/2018	PX SHERIFF'S DEPARTMENT		781.86					781.86
48725	10/25/2018	PX DISTRICT CLERK		1,296.30					1,296.30
48726	10/25/2018	PR CONSTABLE MARK DAVISON PCT 3		3,582.70					3,582.70
48727	10/25/2018	PX CONSTABLE PCT. 1		150.00					150.00
48728	10/26/2018	PX JUDGE HEBERT		3,390.70					3,390.70
48729	10/26/2018	PX COUNTY CLERK		50.00					50.00
48730	10/26/2018	PX ENGINEERING	800.00	775.00					1,575.00
48731	10/26/2018	PX SHERIFF'S DEPARTMENT		225.00					225.00



RECEIPT REGISTER  
 RECEIPT DATES FROM 10/01/2018 TO 10/31/2018

RECEIPT NUMBER	DATE	STATUS	CASH/	CHECK/	MONEYORDER/	EFT/	OTHER/	/	RECEIPT AMOUNT
48732	10/29/2018	PX JUDGE DAVIS	302.10	582.00					884.10
48733	10/29/2018	PX COMMISSIONER GREG ARTHUR	1,897.00						1,897.00
48734	10/29/2018	PX RETIREE	24.16						24.16
48735	10/29/2018	PX JUDGE LARRY WILBURN		5,466.10					5,466.10
48736	10/29/2018	PX ENGINEERING	1,700.00	6,175.00					7,875.00
48737	10/29/2018	PX JUDGE WADE BROWN		1,694.43					1,694.43
48738	10/29/2018	PX COUNTY CLERK		790.00					790.00
48739	10/29/2018	PX COUNTY CLERK		7,578.00					7,578.00
48740	10/29/2018	PX COUNTY CLERK		424.86					424.86
48741	10/29/2018	PX COUNTY CLERK		2,828.00					2,828.00
48742	10/29/2018	PX COUNTY CLERK		495.00					495.00
48743	10/29/2018	PX GENERAL FUNDS		523,672.54					523,672.54
48744	10/29/2018	PX GENERAL FUNDS		164,756.19					164,756.19
48745	10/29/2018	PX GENERAL FUNDS							239,961.20
48746	10/29/2018	PX GENERAL FUNDS		6,458.18					6,458.18
48747	10/29/2018	PX GENERAL FUNDS		4,069.48					4,069.48
48748	10/29/2018	PX GENERAL FUNDS		8,410.02					8,410.02
48749	10/29/2018	PX GENERAL FUNDS		356,662.39					356,662.39
48750	10/30/2018	PX TAX COLLECTOR	24.50						24.50

RECEIPT REGISTER  
 RECEIPT DATES FROM 10/01/2018 TO 10/31/2018

RECEIPT NUMBER	DATE	STATUS	CASH/	CHECK/	MONEYORDER/	EFT/	OTHER/	/	RECEIPT AMOUNT
48751	10/30/2018	PX TAX COLLECTOR	23.16						23.16
48752	10/30/2018	PX TAX COLLECTOR		10.36					10.36
48753	10/30/2018	PR SHERIFF'S DEPARTMENT		2,623.60					2,623.60
48754	10/30/2018	PR SHERIFF'S DEPARTMENT		4,210.69					4,210.69
48755	10/30/2018	PX SHERIFF'S DEPARTMENT		2,202.00					2,202.00
48756	10/30/2018	PX COMMISSIONER BRUCE KARBOWSKI	633.00						633.00
48757	10/30/2018	PX JUDGE WADE BROWN		1,412.20					1,412.20
48758	10/30/2018	PX JUDGE LARRY WILBURN		3,462.40					3,462.40
48759	10/30/2018	PX CONSTABLE ROBBY THORNTON		75.00					75.00
48760	10/30/2018	PX JUDGE CODY PARRISH	1,515.00	2,073.10					3,588.10
48761	10/30/2018	PX ENGINEERING	600.00	725.00					1,325.00
48762	10/30/2018	PX CONSTABLE ROBBY THORNTON		150.00					150.00
48763	10/30/2018	PX DISTRICT CLERK		3,272.10					3,272.10
48764	10/30/2018	PX DISTRICT CLERK		1,759.00					1,759.00
48765	10/30/2018	PX DISTRICT CLERK		2,093.00					2,093.00
48766	10/30/2018	PX RETIREE		399.80					399.80
48767	10/30/2018	PX COUNTY CLERK		300.00					300.00
48768	10/31/2018	PX RETIREE	24.16						24.16
48769	10/31/2018	PX ENGINEERING	725.00	750.00					1,475.00

RECEIPT REGISTER  
 RECEIPT DATES FROM 10/01/2018 TO 10/31/2018

RECEIPT NUMBER DATE STATUS	CASH/	CHECK/	MONEYORDER/	EFT/	OTHER/	/	RECEIPT AMOUNT
48770 10/31/2018 PX COMMISSIONER GREG ARTHUR		1,700.00					1,700.00
48771 10/31/2018 PX COMMISSIONER GREG ARTHUR		563.20					563.20
48772 10/31/2018 PX RETIREE		399.80					399.80
48773 10/31/2018 PX SHERIFF'S DEPARTMENT		150.00					150.00
48774 10/31/2018 PX DISTRICT CLERK		3,630.00					3,630.00
48775 10/31/2018 PX JUDGE RALPH FULLER		6,476.50					6,476.50
48776 10/31/2018 PX COUNTY CLERK		98.00					98.00
48777 10/31/2018 PX COUNTY CLERK		36.67					36.67
48778 10/31/2018 PX SHERIFF'S DEPARTMENT		195.00					195.00
48779 10/31/2018 PX RETIREE		1,150.75					1,150.75
48780 10/31/2018 PR STATE COMPTROLLER-DIRECT DEPOSIT							51,725.04
48781 10/31/2018 PX STATE COMPTROLLER-DIRECT DEPOSIT				6,305.92			6,305.92
48782 10/31/2018 PX STATE COMPTROLLER-DIRECT DEPOSIT				2,540.00			2,540.00
48783 10/31/2018 PX STATE COMPTROLLER-DIRECT DEPOSIT				16,060.25			16,060.25

CASH/	CHECK/	MONEYORDER/	EFT/	OTHER/	/	RECEIPT TOTAL
65,447.54	2,765,480.31	600.00	751,432.42			3,874,646.51

TOTAL VOIDED RECEIPTS 341,431.95

STATUS CODE LEGEND  
 P = POSTED R = RECEIVABLE  
 V = VOID O = OUTSTANDING  
 X = MIXTURE OF R&O

## Section 5 – Leave Liability Report

FOR PAY PERIOD ENDING 11/25/2018

DEPT NUMBER	EMP#	EMPLOYEE NAME	--- SICK LEAVE ---		--- VACATION ---		--- COMP TIME ---		--- HOLIDAY ---		--- TOTALS ---		
			AVAIL	VALUE	AVAIL	VALUE	AVAIL	VALUE	AVAIL	VALUE	AVAIL	VALUE	
010	400	00049	JOAN L BELT	465.83	10187.70	68.95	1507.94	.00	.00	.00	.00	534.78	11695.64
010	400	01285	DORION T BURCH	23.60	467.52	33.50	663.64	.00	.00	.00	.00	57.10	1131.16
010	400	01435	DAVID L DOUGLAS	121.40	3793.75	65.44	2045.00	.00	.00	.00	.00	186.84	5838.75
010	400	00230	PAMELA R GRAVES	72.42	1226.79	97.46	1650.97	.00	.00	.00	.00	169.88	2877.76
010	400	01233	JAY H KNIGHT	.00	.00	.00	.00	.00	.00	.00	.00	.00	.00
010	400	00374	JENNY N MINTER	148.25	2678.88	68.68	1241.05	.00	.00	.00	.00	216.93	3919.93
010	400	00094	DEALAH F TAYLOR	265.83	6196.50	77.19	1799.30	.00	.00	.00	.00	343.02	7995.80
DEPARTMENT TOTALS			1097.33	24551.14	411.22	8907.90	.00	.00	.00	.00	.00	1508.55	33459.04
010	401	00232	GREGORY F ARTHUR	.00	.00	.00	.00	.00	.00	.00	.00	.00	.00
010	401	01446	BRUCE W KARBOWSKI	.00	.00	.00	.00	.00	.00	.00	.00	.00	.00
010	401	01414	JAMES P REAVES	.00	.00	.00	.00	.00	.00	.00	.00	.00	.00
010	401	01131	LEON A WILSON	.00	.00	.00	.00	.00	.00	.00	.00	.00	.00
DEPARTMENT TOTALS			.00	.00	.00	.00	.00	.00	.00	.00	.00	.00	.00
010	403	00061	MARY J CESSNA	412.54	7145.19	110.00	1905.20	.75	12.99	.00	.00	523.29	9063.38
010	403	00244	CONNIE M CHAPMAN	479.82	7283.67	90.00	1366.20	.00	.00	.00	.00	569.82	8649.87
010	403	00997	SHELBEIGH A CHESSON	.67	10.17	7.67	116.43	.00	.00	.00	.00	8.34	126.60
010	403	00177	HOPE L CROSS	463.15	10796.03	87.62	2042.42	2.00	46.62	8.00	186.48	560.77	13071.55
010	403	01513	WHITNEY R DECKERT	45.69	669.82	23.38	342.75	6.75	98.96	.00	.00	75.82	1111.53
010	403	01145	ADRIAN D DRIVER	223.31	3273.72	94.60	1386.84	.50	7.33	8.00	117.28	326.41	4785.17
010	403	00156	BRENDA S GRIFFIN	9.74	141.81	42.78	622.88	.00	.00	.00	.00	52.52	764.69
010	403	01276	CASSAUNDRA L LEOPARD	30.62	464.81	93.16	1414.17	4.75	72.11	.00	.00	128.53	1951.09
010	403	01273	CLARIBET O MACIAS	13.30	194.98	26.17	383.65	.25	3.67	.00	.00	39.72	582.30
010	403	00711	TANIA J MCGRATH	270.81	4048.61	36.13	540.14	3.00	44.85	.00	.00	309.94	4633.60
010	403	01080	SHONDA L RILEY	57.42	865.89	60.77	916.41	.58	8.75	.00	.00	118.77	1791.05
010	403	00845	PAULETTE WILLIAMS	.00	.00	.00	.00	.00	.00	.00	.00	.00	.00
DEPARTMENT TOTALS			2007.07	34894.70	672.28	11037.09	18.58	295.28	16.00	303.76	2713.93	46530.83	
010	405	01473	WELLONA M ROBERTSON	31.71	461.70	46.75	680.68	.00	.00	.00	.00	78.46	1142.38
010	405	00028	ROLONDRIA T WILLIAMS W	444.04	9133.90	72.94	1500.38	.00	.00	.00	.00	516.98	10634.28
DEPARTMENT TOTALS			475.75	9595.60	119.69	2181.06	.00	.00	.00	.00	.00	595.44	11776.66
010	426	00065	THOMAS A CHAMBERS	.00	.00	.00	.00	.00	.00	.00	.00	.00	.00
010	426	00108	KENNETH G DAGLE	77.42	1943.24	13.46	337.85	.00	.00	.00	.00	90.88	2281.09
010	426	00855	JAMIE M HUDSPETH	288.92	12960.95	110.67	4964.66	.00	.00	.00	.00	399.59	17925.61
010	426	00603	TIFFANY N SLANKARD	175.63	4418.85	73.53	1850.01	.00	.00	.00	.00	249.16	6268.86
DEPARTMENT TOTALS			541.97	19323.04	197.66	7152.52	.00	.00	.00	.00	.00	739.63	26475.56
010	435	00846	MARK A MOREFIELD	.00	.00	.00	.00	.00	.00	.00	.00	.00	.00

FOR PAY PERIOD ENDING 11/25/2018

DEPT NUMBER	EMP#	EMPLOYEE NAME	--- SICK LEAVE --- AVAIL	--- SICK LEAVE --- VALUE	--- VACATION --- AVAIL	--- VACATION --- VALUE	--- COMP TIME --- AVAIL	--- COMP TIME --- VALUE	--- HOLIDAY --- AVAIL	--- HOLIDAY --- VALUE	--- TOTALS --- AVAIL	--- TOTALS --- VALUE
010 435	01166	JOY E PARKER	86.59	1766.44	65.88	1343.95	31.75	647.70	.00	.00	184.22	3758.09
010 435	00072	KIMBERLY M RODDEN	244.13	6127.66	120.00	3012.00	111.00	2786.10	.00	.00	475.13	11925.76
010 435	00240	CLIFTON V SMITH	393.29	17642.99	94.44	4236.58	72.25	3241.14	.00	.00	559.98	25120.71
010 435	00841	PEGGY S THRASHER	480.00	14102.40	120.00	3525.60	219.25	6441.57	.00	.00	819.25	24069.57
DEPARTMENT TOTALS			1204.01	39639.49	400.32	12118.13	434.25	13116.51	.00	.00	2038.58	64874.13
010 440	00335	ANNETTE D BALDWIN	336.06	7833.56	120.00	2797.20	.00	.00	.00	.00	456.06	10630.76
010 440	00194	CHAP B CAIN	.00	.00	.00	.00	.00	.00	.00	.00	.00	.00
010 440	00052	CHADWICK O ELMORE	346.72	9285.16	120.00	3213.60	.00	.00	.00	.00	466.72	12498.76
010 440	00305	JO A LEGER	480.00	17649.60	120.00	4412.40	.00	.00	.00	.00	600.00	22062.00
010 440	00899	LINDA R LEONARD	397.12	7886.80	120.00	2383.20	.00	.00	.00	.00	517.12	10270.00
DEPARTMENT TOTALS			1559.90	42655.12	480.00	12806.40	.00	.00	.00	.00	2039.90	55461.52
010 450	00185	DONNA G BROWN	.00	.00	.00	.00	.00	.00	.00	.00	.00	.00
010 450	00629	SHERI L CASKEY	.00	.00	.00	.00	.00	.00	.00	.00	.00	.00
010 450	01537	PEGGY R COOK	40.02	582.69	20.04	291.78	10.75	156.52	.00	.00	70.81	1030.99
010 450	01532	ERIN V FREGIA	35.02	509.89	20.04	291.78	16.50	240.24	.00	.00	71.56	1041.91
010 450	01291	DESTINY B HINTON	14.45	216.03	69.49	1038.88	1.00	14.95	.00	.00	84.94	1269.86
010 450	00115	FRANCES G KESTER	374.57	7540.09	118.00	2375.34	167.25	3366.74	.00	.00	659.82	13282.17
010 450	00135	KATHY E KEY	34.23	507.29	38.77	574.57	18.50	274.17	.00	.00	91.50	1356.03
010 450	00031	REBECCA L LEOPARD	158.43	3693.00	116.00	2703.96	186.00	4335.66	.00	.00	460.43	10732.62
010 450	01526	SHARICA S LEWIS	32.02	466.21	20.04	291.78	1.00	14.56	.00	.00	53.06	772.55
010 450	01455	SAVANNA B MCCLUSKY	22.37	327.94	36.74	538.61	22.50	329.85	.00	.00	81.61	1196.40
010 450	01436	ANA G SALINAS	7.23	105.27	7.10	103.38	.25	3.64	.00	.00	14.58	212.29
010 450	00260	DOLORES G WILEY	145.92	2331.80	104.00	1661.92	43.50	695.13	.00	.00	293.42	4688.85
010 450	01553	JERRI A WILLIS	13.34	194.23	6.68	97.26	6.25	91.00	.00	.00	26.27	382.49
DEPARTMENT TOTALS			877.60	16474.44	556.90	9969.26	473.50	9522.46	.00	.00	1908.00	35966.16
010 455	00157	DARLA J DIAZ	465.32	8487.44	90.00	1641.60	.00	.00	.00	.00	555.32	10129.04
010 455	01053	STEPHEN E HEBERT	.00	.00	.00	.00	.00	.00	.00	.00	.00	.00
DEPARTMENT TOTALS			465.32	8487.44	90.00	1641.60	.00	.00	.00	.00	555.32	10129.04
010 456	00129	RONNIE E DAVIS	.00	.00	.00	.00	.00	.00	.00	.00	.00	.00
010 456	00266	DEBRA A FANEROS	480.00	8630.40	42.00	755.16	.00	.00	.00	.00	522.00	9385.56
DEPARTMENT TOTALS			480.00	8630.40	42.00	755.16	.00	.00	.00	.00	522.00	9385.56
010 457	01516	JEANIA K CAMPBELL	13.34	173.15	6.68	86.71	.00	.00	.00	.00	20.02	259.86
010 457	01249	JESSICA M HARWELL	46.69	790.93	23.38	396.06	.00	.00	.00	.00	70.07	1186.99
010 457	00634	JENNIFER R HAZLETT	417.37	7612.83	112.48	2051.64	.00	.00	.00	.00	529.85	9664.47

FOR PAY PERIOD ENDING 11/25/2018

DEPT NUMBER	EMP#	EMPLOYEE NAME	--- SICK AVAIL	LEAVE VALUE	--- VACATION AVAIL	--- VALUE	--- COMP AVAIL	TIME VALUE	--- HOLIDAY AVAIL	--- VALUE	--- TOTALS AVAIL	--- VALUE
010 457 00098		CODY J PARRISH	.00	.00	.00	.00	.00	.00	.00	.00	.00	.00
		DEPARTMENT TOTALS	477.40	8576.91	142.54	2534.41	.00	.00	.00	.00	619.94	11111.32
010 458 01312		TINA G KENNEDY	.00	.00	.00	.00	.00	.00	.00	.00	.00	.00
010 458 00245		DONNA R LOWERY	54.83	971.59	26.68	472.77	.00	.00	.00	.00	81.51	1444.36
010 458 01240		TAMMY K MANUEL	54.78	927.97	21.32	361.16	.00	.00	.00	.00	76.10	1289.13
		DEPARTMENT TOTALS	109.61	1899.56	48.00	833.93	.00	.00	.00	.00	157.61	2733.49
010 459 00330		LYNN D ALLEN	480.00	8755.20	120.00	2188.80	.00	.00	.00	.00	600.00	10944.00
010 459 00836		WADE N BROWN	.00	.00	.00	.00	.00	.00	.00	.00	.00	.00
010 459 00904		HANAH C MCADAMS	416.19	7050.26	105.34	1784.46	.00	.00	.00	.00	521.53	8834.72
		DEPARTMENT TOTALS	896.19	15805.46	225.34	3973.26	.00	.00	.00	.00	1121.53	19778.72
010 460 01289		DANIELA P ANDRADE	183.46	3107.81	99.50	1685.53	.00	.00	.00	.00	282.96	4793.34
010 460 00241		RALPH D FULLER	.00	.00	.00	.00	.00	.00	.00	.00	.00	.00
010 460 00151		JOHNNIE M HARNESS	480.00	8505.60	120.00	2126.40	15.00	265.80	.00	.00	615.00	10897.80
		DEPARTMENT TOTALS	663.46	11613.41	219.50	3811.93	15.00	265.80	.00	.00	897.96	15691.14
010 475 01540		KEVIN G BARNES	14.02	473.32	20.04	676.55	.00	.00	.00	.00	34.06	1149.87
010 475 01547		SHELBY L CAIN	20.01	606.10	10.02	303.51	.00	.00	.00	.00	30.03	909.61
010 475 01454		LAURIE A DUGDALE	58.39	1355.82	73.43	1705.04	120.25	2792.21	.00	.00	252.07	5853.07
010 475 01527		HEATHER B ELLIS	6.77	105.61	20.04	312.62	.00	.00	.00	.00	26.81	418.23
010 475 01555		LUIS R JENNINGS	13.34	284.54	6.68	142.48	16.50	351.95	.00	.00	36.52	778.97
010 475 01041		STACI KEENE	25.44	442.66	32.98	573.85	24.00	417.60	.00	.00	82.42	1434.11
010 475 01481		JACOB J LADWIG	36.71	797.71	46.75	1015.88	41.75	907.23	.00	.00	125.21	2720.82
010 475 01255		KATHRINE B MCCARTY	87.48	3339.99	92.01	3512.94	.00	.00	.00	.00	179.49	6852.93
010 475 01356		PATRICIA A MCLELLAND	20.76	365.58	67.97	1196.95	1.00	17.61	.00	.00	89.73	1580.14
010 475 01362		ELIZABETH A POLASEK	58.42	1246.10	35.96	767.03	9.75	207.97	.00	.00	104.13	2221.10
010 475 01060		MATTHEW C POSTON	.00	.00	.00	.00	.00	.00	.00	.00	.00	.00
010 475 01093		BESSIE N SEWELL	82.68	1346.03	84.26	1371.75	27.25	443.63	.00	.00	194.19	3161.41
010 475 00604		GABRIELA WHEELER	48.60	834.95	38.09	654.39	12.00	206.16	.00	.00	98.69	1695.50
		DEPARTMENT TOTALS	472.62	11198.41	528.23	12232.99	252.50	5344.36	.00	.00	1253.35	28775.76
010 476 00315		TABITHA L DYSON	17.26	317.58	75.00	1380.00	19.25	354.20	8.00	147.20	119.51	2198.98
010 476 00198		RAGIS A FONTENOT JR	480.00	21945.60	120.00	5486.40	.00	.00	8.00	365.76	608.00	27797.76
010 476 01564		JASMINE R FONTENOT	6.67	142.27	3.34	71.24	.00	.00	.00	.00	10.01	213.51
010 476 01557		BRUCE T GILCHRIST	13.34	284.54	6.68	142.48	11.25	239.96	.00	.00	31.27	666.98
010 476 01353		PRESTON K HOFFPAUIR	50.76	2320.75	59.47	2718.97	.00	.00	8.00	365.76	118.23	5405.48
010 476 00228		TERRI L HUGHES	465.98	10531.15	73.54	1662.00	8.50	192.10	8.00	180.80	556.02	12566.05

FOR PAY PERIOD ENDING 11/25/2018

DEPT NUMBER	EMP#	EMPLOYEE NAME	--- SICK AVAIL	LEAVE VALUE	--- VACATION AVAIL	--- VALUE	--- COMP AVAIL	TIME VALUE	--- HOLIDAY AVAIL	--- VALUE	--- TOTALS AVAIL	--- VALUE
010 476	01352	ALLISON R JONES	59.76	1020.10	90.80	1549.96	35.75	610.25	8.00	136.56	194.31	3316.87
010 476	01230	PAUL N LOWREY	240.16	5257.10	66.68	1459.63	144.75	3168.58	8.00	175.12	459.59	10060.43
010 476	00080	CATHY L MCCLUSKY	456.41	9360.97	120.00	2461.20	174.00	3568.74	8.00	164.08	758.41	15554.99
010 476	00087	KIMBERLY D MEADOWS	28.37	695.35	92.00	2254.92	89.50	2193.65	8.00	196.08	217.87	5340.00
010 476	01512	GEORGINA MONTES	26.44	384.97	23.38	340.41	68.75	1001.00	.00	.00	118.57	1726.38
010 476	00356	IVAN G PEARCE	477.33	13245.91	82.00	2275.50	38.25	1061.44	8.00	222.00	605.58	16804.85
010 476	00847	LOGAN E PICKETT	.00	.00	.00	.00	.00	.00	.00	.00	.00	.00
010 476	01364	TAMI C PIERCE	166.75	7623.81	62.79	2870.76	.00	.00	8.00	365.76	237.54	10860.33
010 476	00113	CHRISTINE V TAYLOR	344.14	7756.92	106.00	2389.24	105.25	2372.34	8.00	180.32	563.39	12698.82
010 476	01137	STEPHEN C TAYLOR	329.53	17171.81	118.67	6183.89	.00	.00	8.00	416.88	456.20	23772.58
010 476	00378	RUTH A TURNBOUGH	17.46	275.69	30.75	485.54	17.00	268.43	8.00	126.32	73.21	1155.98
010 476	00342	ASHLEY L ULKIE	364.00	6213.48	84.10	1435.59	72.75	1241.84	8.00	136.56	528.85	9027.47
010 476	01471	WILLARD K UNGLES JR	13.34	284.54	6.68	142.48	5.25	111.98	.00	.00	25.27	539.00
010 476	00182	JOE W WARREN	95.95	4258.26	10.00	443.80	.00	.00	8.00	355.04	113.95	5057.10
DEPARTMENT TOTALS			3653.65	109090.80	1231.88	35754.01	790.25	16384.51	120.00	3534.24	5795.78	164763.56
010 495	00224	DARLENE ALFORD	387.30	8210.76	64.64	1370.37	.00	.00	.00	.00	451.94	9581.13
010 495	01005	TERRI O DRYDEN	140.18	2695.66	76.69	1474.75	.00	.00	.00	.00	216.87	4170.41
010 495	00215	RITA L GILBERT	480.00	4800.00	10.00	100.00	.00	.00	.00	.00	490.00	4900.00
010 495	01157	ALONZO D GOTT	.00	.00	.00	.00	.00	.00	.00	.00	.00	.00
010 495	01336	ANGELA C MASELLI	97.27	3927.76	94.31	3808.24	.00	.00	.00	.00	191.58	7736.00
010 495	00385	NATALIE J ROPER	438.96	8919.67	97.05	1972.06	21.50	436.88	14.00	284.48	571.51	11613.09
010 495	00063	HAROLD R SEAY	13.33	810.60	10.00	608.10	.00	.00	.00	.00	23.33	1418.70
DEPARTMENT TOTALS			1557.04	29364.45	352.69	9333.52	21.50	436.88	14.00	284.48	1945.23	39419.33
010 497	01431	MARY K BARRIER	50.40	798.84	43.77	693.75	4.75	75.29	.00	.00	98.92	1567.88
010 497	00084	KIMBERLY A HARRIS	.00	.00	.00	.00	.00	.00	.00	.00	.00	.00
010 497	00068	DEBRA K MIZE	377.64	8802.79	120.00	2797.20	28.75	670.16	14.00	326.34	540.39	12596.49
010 497	00248	LISA A TWARDOWSKI	480.00	11188.80	120.00	2797.20	16.00	372.96	21.00	489.51	637.00	14848.47
DEPARTMENT TOTALS			908.04	20790.43	283.77	6288.15	49.50	1118.41	35.00	815.85	1276.31	29012.84
010 499	01275	AMANDA J BAKER	35.80	521.25	19.09	277.95	.00	.00	.00	.00	54.89	799.20
010 499	01560	DEBBIE D BELT	.00	.00	.00	.00	.00	.00	.00	.00	.00	.00
010 499	00881	RICHARD L BROWN	.00	.00	.00	.00	.00	.00	.00	.00	.00	.00
010 499	01144	CHRISTY L CHAMBERLAIN	28.51	415.11	18.80	273.73	.00	.00	.00	.00	47.31	688.84
010 499	01498	MELANIE L CROKER	.00	.00	.00	.00	.00	.00	.00	.00	.00	.00
010 499	00931	COURTNEY S DANIEL	7.20	127.94	15.49	275.26	.75	13.33	.00	.00	23.44	416.53
010 499	00166	BRANDI D DRYDEN	3.20	46.59	33.40	486.30	.00	.00	.00	.00	36.60	532.89
010 499	00171	BETTY J EDWARDS	301.44	4388.97	36.48	531.15	.00	.00	.00	.00	337.92	4920.12
010 499	01284	SARA L FORE	3.38	49.21	6.75	98.28	.00	.00	.00	.00	10.13	147.49
010 499	01271	KRISTINA A KING	173.22	2522.08	90.01	1310.55	.00	.00	.00	.00	263.23	3832.63
010 499	01292	ANNETTE M LAVIENE	122.79	1787.82	41.33	601.76	.00	.00	.00	.00	164.12	2389.58
010 499	01111	MABLE E MCKNIGHT	13.44	195.69	6.75	98.28	.00	.00	.00	.00	20.19	293.97



FOR PAY PERIOD ENDING 11/25/2018

DEPT NUMBER	EMP#	EMPLOYEE NAME	--- SICK LEAVE ---		---- VACATION ----		----- COMP TIME -----		----- HOLIDAY -----		----- TOTALS -----	
			AVAIL	VALUE	AVAIL	VALUE	AVAIL	VALUE	AVAIL	VALUE	AVAIL	VALUE
010 499 00905		DELORES A MOORE	47.72	767.34	92.21	1482.74	.50	8.04	8.00	128.64	148.43	2386.76
010 499 01305		PHYLLIS R RICHARDSON	77.37	1126.51	51.16	744.89	.00	.00	.00	.00	128.53	1871.40
010 499 00060		JO A SMITH	469.33	10940.08	70.43	1641.72	.00	.00	.00	.00	539.76	12581.80
010 499 01279		KIMBERLY A WILBANKS	18.68	271.98	13.36	194.52	.00	.00	.00	.00	32.04	466.50
010 499 00996		CHRISSEY L WILEY	31.15	570.05	22.29	407.91	.00	.00	.00	.00	53.44	977.96
DEPARTMENT TOTALS			1333.23	23730.62	517.55	8425.04	1.25	21.37	8.00	128.64	1860.03	32305.67
010 510 00363		DEANNA L COLVIN	46.19	672.06	120.00	1746.00	18.75	272.81	.00	.00	184.94	2690.87
010 510 00992		REBECCA A CORDER	274.73	3961.61	105.44	1520.44	88.50	1276.17	.00	.00	468.67	6758.22
010 510 01071		DAVID K MEADOWS	45.00	926.10	39.44	811.68	93.25	1919.09	.00	.00	177.69	3656.87
010 510 00037		BRENDA G PECKINPAUGH	27.22	392.51	24.84	358.19	1.75	25.24	.00	.00	53.81	775.94
010 510 01462		CAROL M SCOTT	45.38	674.35	45.42	674.94	19.00	282.34	.00	.00	109.80	1631.63
010 510 00848		LISA A SMITH	19.20	276.86	53.74	774.93	80.50	1160.81	.00	.00	153.44	2212.60
DEPARTMENT TOTALS			457.72	6903.49	388.88	5886.18	301.75	4936.46	.00	.00	1148.35	17726.13
010 543 01413		WILLIAM E HERGEMUELLER	.00	.00	.00	.00	.00	.00	.00	.00	.00	.00
DEPARTMENT TOTALS			.00	.00	.00	.00	.00	.00	.00	.00	.00	.00
010 550 01044		JUSTIN B JOHNSTON	.00	.00	.00	.00	.00	.00	.00	.00	.00	.00
010 550 01168		ASHLEY D MILLER	.00	.00	.00	.00	.00	.00	.00	.00	.00	.00
010 550 01552		AARON D VENEGAS	13.34	272.14	6.68	136.27	.00	.00	.00	.00	20.02	408.41
DEPARTMENT TOTALS			13.34	272.14	6.68	136.27	.00	.00	.00	.00	20.02	408.41
010 551 00197		DAVID N ALLISON	6.85	139.74	16.70	340.68	1.00	20.40	8.00	163.20	32.55	664.02
010 551 01241		GEORGE D DANIELS JR	14.49	295.60	85.06	1735.22	.00	.00	21.25	433.50	120.80	2464.32
010 551 00180		CHRIS R DRYER	16.66	339.86	9.08	185.23	.00	.00	.00	.00	25.74	525.09
010 551 00277		LESLIE A HULSEY	.00	.00	.00	.00	.00	.00	.00	.00	.00	.00
010 551 00200		CHAD C LANGDON	163.45	3334.38	58.34	1190.14	2.00	40.80	.00	.00	223.79	4565.32
010 551 01422		JOHN G TUCKER	153.41	3129.56	83.45	1702.38	16.00	326.40	34.50	703.80	287.36	5862.14
010 551 00093		DONNA M WALLACE	230.89	3906.66	105.00	1776.60	33.00	558.36	10.00	169.20	378.89	6410.82
DEPARTMENT TOTALS			585.75	11145.80	357.63	6930.25	52.00	945.96	73.75	1469.70	1069.13	20491.71
010 552 00124		HUGH P BISHOP	273.11	5571.44	120.00	2448.00	.00	.00	.00	.00	393.11	8019.44
010 552 01545		TAMARA R BISHOP	26.68	544.27	13.36	272.54	.00	.00	.00	.00	40.04	816.81
010 552 00664		MARK A DAVISON	.00	.00	.00	.00	.00	.00	.00	.00	.00	.00
010 552 01112		BENITO A PEREZ JR	210.96	4577.83	40.04	868.87	.00	.00	.00	.00	251.00	5446.70
DEPARTMENT TOTALS			510.75	10693.54	173.40	3589.41	.00	.00	.00	.00	684.15	14282.95
010 553 00701		LINELL O BEALS	163.46	3334.58	113.50	2315.40	78.50	1601.40	84.00	1713.60	439.46	8964.98

FOR PAY PERIOD ENDING 11/25/2018

DEPT NUMBER	EMP#	EMPLOYEE NAME	--- SICK LEAVE ---		---- VACATION ----		----- COMP TIME -----		----- HOLIDAY -----		----- TOTALS -----	
			AVAIL	VALUE	AVAIL	VALUE	AVAIL	VALUE	AVAIL	VALUE	AVAIL	VALUE
010	553	01320	JUDY E COMPTON	.00	.00	.00	.00	.00	.00	.00	.00	.00
010	553	01105	ROBERT L CROFT	73.18	1492.87	14.13	288.25	10.00	204.00	.00	.00	97.31 1985.12
010	553	01480	CHARLES D LAWRENCE	.00	.00	.00	.00	.00	.00	.00	.00	.00
010	553	01051	ROBERT E THORNTON JR	.00	.00	.00	.00	.00	.00	.00	.00	.00
DEPARTMENT TOTALS			236.64	4827.45	127.63	2603.65	88.50	1805.40	84.00	1713.60	536.77	10950.10
010	554	00372	BRIAN D BORTZ	461.33	9411.13	113.37	2312.75	.00	.00	.00	.00	574.70 11723.88
010	554	01570	DALTON W BUXTON	.00	.00	.00	.00	.00	.00	.00	.00	.00
010	554	01116	JAMES W GARDINER	218.86	4464.74	106.68	2176.27	.00	.00	.00	.00	325.54 6641.01
010	554	00690	STEVE D HUNTER	.00	.00	.00	.00	.00	.00	.00	.00	.00
010	554	01474	LACI M PIERCE	26.68	544.27	13.36	272.54	.00	.00	.00	.00	40.04 816.81
010	554	01506	PATIENCE M SIZEMORE	.00	.00	.00	.00	.00	.00	.00	.00	.00
DEPARTMENT TOTALS			706.87	14420.14	233.41	4761.56	.00	.00	.00	.00	940.28	19181.70
010	555	00364	MARITZA C ALEXANDER	26.03	531.01	30.06	613.22	1.00	20.40	.00	.00	57.09 1164.63
010	555	00039	LARRY G ALLEN	65.50	1336.20	119.67	2441.27	26.50	540.60	.00	.00	211.67 4318.07
010	555	01551	DANIEL R BOWEN	.00	.00	.00	.00	.00	.00	.00	.00	.00
010	555	01058	JOHN E JOSLIN	.00	.00	.00	.00	.00	.00	.00	.00	.00
DEPARTMENT TOTALS			91.53	1867.21	149.73	3054.49	27.50	561.00	.00	.00	268.76	5482.70
010	560	01083	RUBEN ARELLANO	480.00	10617.60	109.12	2413.73	296.75	6564.11	545.00	12055.40	1430.87 31650.84
010	560	00021	JEFFREY A ASHWORTH	13.50	317.39	113.29	2663.45	14.50	340.90	.00	.00	141.29 3321.74
010	560	00055	BRETT Y AUDILET	480.00	11284.80	110.00	2586.10	350.50	8240.26	372.25	8751.60	1312.75 30862.76
010	560	01426	DANIELLE M BARRY	104.07	2302.03	64.11	1418.11	138.00	3052.56	32.25	713.37	338.43 7486.07
010	560	01302	CHRISTAN N BAULD	39.70	878.16	119.37	2640.46	204.25	4518.01	183.00	4047.96	546.32 12084.59
010	560	01170	TAMMY R BEAM	199.16	3106.90	65.63	1023.83	199.50	3112.20	150.00	2340.00	614.29 9582.93
010	560	01464	KELBY E BEAN	93.38	2065.57	53.42	1181.65	103.00	2278.36	178.25	3942.89	428.05 9468.47
010	560	00264	GORDON R BEAN	469.33	10381.58	114.00	2521.68	305.00	6746.60	157.75	3489.43	1046.08 23139.29
010	560	01073	JOHN W BENNETT	477.33	10558.54	114.02	2522.12	286.75	6342.91	522.75	11563.23	1400.85 30986.80
010	560	00172	BONNIE BISHOP	105.94	1652.66	120.00	1872.00	214.75	3350.10	383.75	5986.50	824.44 12861.26
010	560	00292	LINDA L BLOOMINGDALE	204.85	4531.28	120.00	2654.40	1.25	27.65	79.75	1764.07	405.85 8977.40
010	560	00027	PEGGY L BOURGEOIS	30.07	469.09	91.50	1427.40	19.50	304.20	.00	.00	141.07 2200.69
010	560	01451	GARY L BOWERS	113.39	2508.19	73.43	1624.27	133.00	2941.96	50.75	1122.59	370.57 8197.01
010	560	01300	MALINA A BRACK	16.78	261.77	87.36	1362.82	27.25	425.10	28.50	444.60	159.89 2494.29
010	560	01429	TONIETTE M BROWN	106.72	1664.83	66.76	1041.46	194.00	3026.40	57.75	900.90	425.23 6633.59
010	560	00828	LUCERO CASTRO	262.44	5805.17	95.75	2117.99	64.00	1415.68	82.50	1824.90	504.69 11163.74
010	560	01418	RYAN W CAVANAUGH	153.41	3393.43	113.45	2509.51	282.75	6254.43	74.50	1647.94	624.11 13805.31
010	560	01541	JOSHUA L CAVANAUGH	20.01	312.16	10.02	156.31	42.50	663.00	6.00	93.60	78.53 1225.07
010	560	00079	LINDA L CHAPMAN	78.78	1228.97	98.32	1533.79	7.00	109.20	.00	.00	184.10 2871.96
010	560	01427	THOMAS G COLDWELL II	140.07	3098.35	100.11	2214.43	271.50	6005.58	146.00	3229.52	657.68 14547.88
010	560	01520	JANET M COLEMAN	46.69	1032.78	23.38	517.17	38.25	846.09	48.00	1061.76	156.32 3457.80
010	560	01052	JOSHUA D CUMMINS	410.33	9076.50	38.02	841.00	299.00	6613.88	500.00	11060.00	1247.35 27591.38
010	560	01238	TARA G DAGLE	7.34	114.50	20.59	321.20	7.50	117.00	5.50	85.80	40.93 638.50

FOR PAY PERIOD ENDING 11/25/2018

DEPT NUMBER	EMP#	EMPLOYEE NAME	--- SICK LEAVE ---		---- VACATION ----		----- COMP TIME -----		----- HOLIDAY -----		----- TOTALS -----	
			AVAIL	VALUE	AVAIL	VALUE	AVAIL	VALUE	AVAIL	VALUE	AVAIL	VALUE
010 560 01452	CHARLES C DAIGLE	113.39	2508.19	76.76	1697.93	202.75	4484.83	132.50	2930.90	525.40	11621.85	
010 560 01077	AMBER J DAVILA	35.67	556.45	62.27	971.41	56.00	873.60	3.00	46.80	156.94	2448.26	
010 560 00211	KEN T DEFOOR	.00	.00	.00	.00	.00	.00	.00	.00	.00	.00	
010 560 00012	MICHELLE O DESHOTEL	453.94	10672.13	104.75	2462.67	243.00	5712.93	175.50	4126.01	977.19	22973.74	
010 560 01239	EMALEE C DIEHL	75.01	1170.16	118.68	1851.41	127.75	1992.90	215.75	3365.70	537.19	8380.17	
010 560 00337	ROBERT R DUNN	480.00	11284.80	120.00	2821.20	327.75	7705.40	1001.75	23551.14	1929.50	45362.54	
010 560 01301	SHELLY A EDWARDS	246.79	5629.28	120.00	2737.20	399.25	9106.89	386.25	8810.36	1152.29	26283.73	
010 560 00128	MARK D ELLINGTON	480.00	11894.40	120.00	2973.60	.00	.00	.00	.00	600.00	14868.00	
010 560 00235	DARRELL W ELLIOTT	480.00	11284.80	80.00	1880.80	310.75	7305.73	923.25	21705.61	1794.00	42176.94	
010 560 01453	BENJAMIN GARCIA JR	60.14	1330.30	76.76	1697.93	44.25	978.81	161.75	3577.91	342.90	7584.95	
010 560 01465	RUBEN GARCIA JR	93.38	2065.57	53.42	1181.65	151.75	3356.71	77.25	1708.77	375.80	8312.70	
010 560 00888	IVAN GONZALEZ	480.00	10948.80	117.36	2676.98	299.00	6820.19	524.75	11969.55	1421.11	32415.52	
010 560 01078	CRYSTAL A GUILLORY	73.92	1153.15	91.27	1423.81	55.25	861.90	17.25	269.10	237.69	3707.96	
010 560 01160	TIFFANY J HALL	133.76	2086.66	120.00	1872.00	115.00	1794.00	220.25	3435.90	589.01	9188.56	
010 560 01348	ZACK T HARKNESS	40.02	885.24	20.04	443.28	41.50	917.98	25.50	564.06	127.06	2810.56	
010 560 00193	JAMES A HOBSON	458.08	10769.46	120.00	2821.20	303.50	7135.29	330.50	7770.06	1212.08	28496.01	
010 560 00181	LELA A HOLLEY	464.66	7248.70	92.10	1436.76	172.75	2694.90	418.25	6524.70	1147.76	17905.06	
010 560 01439	RONALD D HOUSE	73.73	1630.91	86.77	1919.35	66.00	1459.92	.00	.00	226.50	5010.18	
010 560 00727	SHIRLEY M JACKSON	344.41	6953.64	47.78	964.68	68.75	1388.06	.00	.00	460.94	9306.38	
010 560 01419	GARRETT L JOHNSTON	153.41	3393.43	113.45	2509.51	290.50	6425.86	252.50	5585.30	809.86	17914.10	
010 560 01466	KATRENA M JOHNSTON	93.38	2065.57	53.42	1181.65	102.25	2261.77	105.00	2322.60	354.05	7831.59	
010 560 01079	WILLIAM M KNOX	159.17	3944.23	86.67	2147.68	.00	.00	.00	.00	245.84	6091.91	
010 560 00261	THOMAS A KOEN	342.98	8063.46	120.00	2821.20	331.00	7781.81	538.00	12648.38	1331.98	31314.85	
010 560 01467	BRYANT T KUTRA	93.38	2065.57	53.42	1181.65	156.00	3450.72	96.25	2129.05	399.05	8826.99	
010 560 01486	CASSIE M LECHLER	16.02	249.91	20.04	312.62	48.00	748.80	12.00	187.20	96.06	1498.53	
010 560 00882	LINDA W LONGORIA	42.19	933.24	16.03	354.58	.00	.00	12.00	265.44	70.22	1553.26	
010 560 01469	CADE E LOWERY	93.38	2065.57	53.42	1181.65	84.00	1858.08	91.00	2012.92	321.80	7118.22	
010 560 01156	MISTY D MADDOX	219.49	3424.04	107.19	1672.16	162.50	2535.00	293.50	4578.60	782.68	12209.80	
010 560 00370	VAN C MADDOX	115.23	2548.89	86.77	1919.35	119.00	2632.28	190.25	4208.33	511.25	11308.85	
010 560 01057	RANSON L MARTEL	168.07	3717.71	120.00	2654.40	235.50	5209.26	141.25	3124.45	664.82	14705.82	
010 560 01440	OSCAR D MARTINEZ	126.73	2803.27	86.77	1919.35	164.50	3638.74	56.50	1249.78	434.50	9611.14	
010 560 01490	DANIEL R MCMULLAN	80.04	1770.48	40.08	886.57	83.50	1847.02	114.00	2521.68	317.62	7025.75	
010 560 00653	JAMES R MCQUEEN	480.00	11284.80	120.00	2821.20	305.00	7170.55	755.50	17761.81	1660.50	39038.36	
010 560 00850	JAMES W MCQUEEN	448.33	10226.41	13.35	304.51	255.25	5822.25	45.50	1037.86	762.43	17391.03	
010 560 01242	JOHN M MENDOZA	139.80	3092.38	47.60	1052.91	178.00	3937.36	132.75	2936.43	498.15	11019.08	
010 560 01330	ANN M MITCHELL	161.11	3787.70	95.34	2241.44	238.50	5607.14	130.50	3068.06	625.45	14704.34	
010 560 01331	SEAN C MITCHELL	65.61	1496.56	113.34	2585.29	109.00	2486.29	142.75	3256.13	430.70	9824.27	
010 560 01530	CHRISTINA M MURPHREE	20.02	301.90	20.04	302.20	34.50	520.26	.25	3.77	74.81	1128.13	
010 560 00168	DONALD W NEYLAND	469.33	13314.89	120.00	3404.40	.00	.00	.00	.00	589.33	16719.29	
010 560 00360	VITA OREILLY	58.50	912.60	100.92	1574.35	105.00	1638.00	95.25	1485.90	359.67	5610.85	
010 560 00331	JAMES A OTT JR	155.47	3546.27	81.25	1853.31	.00	.00	.00	.00	236.72	5399.58	
010 560 01508	JESSICA L PARHAM	33.11	499.30	26.72	402.94	23.25	350.61	.00	.00	83.08	1252.85	
010 560 00125	FLOYD W PEARSON JR	469.33	11033.95	103.50	2433.29	331.50	7793.57	739.25	17379.77	1643.58	38640.58	
010 560 00994	DUSTIN L PIASSOLI	332.40	5185.44	92.79	1447.52	122.75	1914.90	82.50	1287.00	630.44	9834.86	
010 560 00359	CLINTON T PIERCE	480.00	11284.80	113.34	2664.62	277.75	6529.90	563.50	13247.89	1434.59	33727.21	
010 560 00347	ROBERT J RADER	.00	.00	.00	.00	.00	.00	.00	.00	.00	.00	
010 560 01118	STEVEN T RASBERRY	255.86	6015.27	120.00	2821.20	244.00	5736.44	195.00	4584.45	814.86	19157.36	
010 560 01266	SHEILA M RAY	13.35	295.30	34.49	762.92	.00	.00	.00	.00	47.84	1058.22	
010 560 00296	SHANDALYNN N RHAME	406.81	8998.64	39.78	879.93	113.00	2499.56	24.00	530.88	583.59	12909.01	

FOR PAY PERIOD ENDING 11/25/2018

DEPT NUMBER	EMP#	EMPLOYEE NAME	--- SICK LEAVE ---		--- VACATION ---		--- COMP TIME ---		--- HOLIDAY ---		--- TOTALS ---	
			AVAIL	VALUE	AVAIL	VALUE	AVAIL	VALUE	AVAIL	VALUE	AVAIL	VALUE
010 560	01417	KENT R SHAFFER	107.41	2450.02	113.45	2587.79	318.25	7259.28	115.75	2640.26	654.86	14937.35
010 560	00173	BRUCE W SIMS	458.66	10145.56	104.00	2300.48	380.00	8405.60	113.50	2510.62	1056.16	23362.26
010 560	01517	JESSE L SLAUGHTER II	46.69	1032.78	23.38	517.17	36.50	807.38	11.00	243.32	117.57	2600.65
010 560	01542	TALAQUA B SMITH	20.01	312.16	10.02	156.31	27.50	429.00	12.00	187.20	69.53	1084.67
010 560	01406	BRIDGET K SUMRALL	118.08	2611.93	88.87	1965.80	96.00	2123.52	50.50	1117.06	353.45	7818.31
010 560	01483	WILBURN B TAYLOR	64.71	1431.39	46.75	1034.11	54.25	1200.01	118.00	2610.16	283.71	6275.67
010 560	01142	KENNETH C TAYLOR	154.86	3640.76	103.77	2439.63	330.50	7770.06	265.50	6241.91	854.63	20092.36
010 560	00361	KEVIN L THEISS	480.00	10948.80	92.00	2098.52	278.75	6358.29	314.00	7162.34	1164.75	26567.95
010 560	00362	CHRISTOPHER L UNGLES	401.59	9441.38	100.00	2351.00	300.00	7053.00	888.00	20876.88	1689.59	39722.26
010 560	00213	SHERRY E WALTON	474.33	8016.18	120.00	2028.00	174.25	2944.83	903.75	15273.38	1672.33	28262.39
010 560	01048	CHARLES D WERNER	307.74	7019.55	120.00	2737.20	265.50	6056.06	221.50	5052.42	914.74	20865.23
010 560	00102	ROYCE L WHEELER	.00	.00	.00	.00	.00	.00	.00	.00	.00	.00
010 560	01267	RICHARD E WHITTEN	129.72	2869.41	92.04	2035.92	155.50	3439.66	.00	.00	377.26	8344.99
010 560	01487	ALEXIS L WILLIAMS	62.70	978.12	33.40	521.04	149.25	2328.30	35.00	546.00	280.35	4373.46
010 560	01253	HOLLY K WILSON	209.15	3262.74	117.34	1830.50	138.25	2156.70	.00	.00	464.74	7249.94
010 560	00893	RABONNA L YOUNG	61.38	957.53	53.42	833.35	118.75	1852.50	140.00	2184.00	373.55	5827.38
010 560	01098	PAUL A YOUNG JR	449.68	10571.98	93.34	2194.42	420.00	9874.20	566.00	13306.66	1529.02	35947.26
DEPARTMENT TOTALS			17879.40	390746.76	7061.11	148924.38	13843.00	298340.78	16781.25	363848.52	55564.76	1201860.44
010 570	00023	MARTHA E CALDWELL	213.52	2978.60	120.00	1674.00	.00	.00	.00	.00	333.52	4652.60
010 570	00196	DANELLA S MCCARTY	376.62	7671.75	55.44	1129.31	6.00	122.22	.00	.00	438.06	8923.28
010 570	00884	LUCILA M TREVIZO	307.77	4348.79	34.33	485.08	.00	.00	.00	.00	342.10	4833.87
010 570	01282	GRACIELA M TREVIZO	13.34	275.74	6.68	138.08	.00	.00	.00	.00	20.02	413.82
DEPARTMENT TOTALS			911.25	15274.88	216.45	3426.47	6.00	122.22	.00	.00	1133.70	18823.57
010 581	00147	CRISTA M BEASLEY	480.00	11894.40	120.00	2973.60	.00	.00	.00	.00	600.00	14868.00
010 581	00140	JAMES L CARSON	480.00	10526.40	106.00	2324.58	.00	.00	.00	.00	586.00	12850.98
DEPARTMENT TOTALS			960.00	22420.80	226.00	5298.18	.00	.00	.00	.00	1186.00	27718.98
010 582	00906	BRENDA M FAIRCHILD	83.45	2027.84	69.36	1685.45	18.50	449.55	.00	.00	171.31	4162.84
010 582	01548	CAROL A HAJOVSKY	20.01	326.16	10.02	163.33	7.25	118.18	.00	.00	37.28	607.67
DEPARTMENT TOTALS			103.46	2354.00	79.38	1848.78	25.75	567.73	.00	.00	208.59	4770.51
010 622	01450	LESLIE D GOMEZ	28.56	480.95	40.10	675.28	22.50	378.90	.00	.00	91.16	1535.13
010 622	01491	STEPHANIE M GROSS	21.37	359.87	36.74	618.70	26.25	442.05	.00	.00	84.36	1420.62
010 622	01155	RAQUEL LULE	64.46	1090.66	57.50	972.90	9.75	164.97	.00	.00	131.71	2228.53
010 622	01554	SANDRA N MANCILLA	13.34	194.23	6.68	97.26	.00	.00	.00	.00	20.02	291.49
010 622	00694	JENNIFER L PURNELL	163.55	2687.13	6.67	109.59	.00	.00	.00	.00	170.22	2796.72
010 622	01549	MELINDA L SOLIDAY	20.01	336.97	10.02	168.74	16.50	277.86	.00	.00	46.53	783.57
010 622	01448	MARIA M VENEGAS	26.68	388.46	13.36	194.52	2.25	32.76	.00	.00	42.29	615.74
DEPARTMENT TOTALS			337.97	5538.27	171.07	2836.99	77.25	1296.54	.00	.00	586.29	9671.80
010 646	01246	MICHELLE R CONNER	76.13	1285.07	118.69	2003.49	.00	.00	.00	.00	194.82	3288.56

VACATION AND SICK LEAVE LIABILITY REPORT FOR LIBERTY COUNTY

FOR PAY PERIOD ENDING 11/25/2018

DEPT NUMBER	EMP#	EMPLOYEE NAME	--- SICK AVAIL	LEAVE VALUE	--- VACATION AVAIL	--- VALUE	--- COMP AVAIL	TIME VALUE	--- HOLIDAY AVAIL	--- VALUE	--- TOTALS AVAIL	--- VALUE
010 646	00628	JACQUELINE L GEISLEMAN	336.33	5677.25	86.69	1463.33	.00	.00	.00	.00	423.02	7140.58
010 646	00659	PENNY P MCMILLEN	81.51	2119.26	89.55	2328.30	.00	.00	.00	.00	171.06	4447.56
DEPARTMENT TOTALS			493.97	9081.58	294.93	5795.12	.00	.00	.00	.00	788.90	14876.70
010 660	00675	DEBORAH K MCGINNIS-PAI	480.00	10176.00	110.67	2346.20	170.50	3614.60	.00	.00	761.17	16136.80
DEPARTMENT TOTALS			480.00	10176.00	110.67	2346.20	170.50	3614.60	.00	.00	761.17	16136.80
010 665	01311	AMANDA D BROOKS	.00	.00	.00	.00	.00	.00	.00	.00	.00	.00
010 665	00004	ALEXIS N CORDOVA	.00	.00	.00	.00	.00	.00	.00	.00	.00	.00
010 665	01283	WILLIAM R FLORA	.00	.00	.00	.00	.00	.00	.00	.00	.00	.00
010 665	01507	DAWN M MARQUIS	.00	.00	.00	.00	.00	.00	.00	.00	.00	.00
010 665	00146	ANDLE A MAYON	66.70	988.49	33.40	494.99	.00	.00	.00	.00	100.10	1483.48
010 665	00275	JO L REYNOLDS	480.00	7113.60	120.00	1778.40	144.50	2141.49	16.00	237.12	760.50	11270.61
DEPARTMENT TOTALS			546.70	8102.09	153.40	2273.39	144.50	2141.49	16.00	237.12	860.60	12754.09
FUND TOTALS			43095.54	950145.57	16269.94	349467.68	16793.08	360837.76	17148.00	372335.91	93306.56	2032786.92

FOR PAY PERIOD ENDING 11/25/2018

DEPT NUMBER	EMP#	EMPLOYEE NAME	--- SICK LEAVE AVAIL	--- SICK LEAVE VALUE	--- VACATION AVAIL	--- VACATION VALUE	--- COMP TIME AVAIL	--- COMP TIME VALUE	--- HOLIDAY AVAIL	--- HOLIDAY VALUE	--- TOTALS AVAIL	--- TOTALS VALUE
DEPARTMENT TOTALS			.00	.00	.00	.00	.00	.00	.00	.00	.00	.00
015 612 01493		ROBERT E ALDRICH	40.37	807.40	36.74	734.80	7.50	150.00	60.00	1200.00	144.61	2892.20
015 612 01550		ZACHARY N ARTHUR	13.34	260.13	6.68	130.26	13.50	263.25	30.00	585.00	63.52	1238.64
015 612 01489		JAMEY R GOSS	50.37	1037.62	36.74	756.84	56.75	1169.05	60.00	1236.00	203.86	4199.51
015 612 00346		RANDY L HUMBER	231.66	6062.54	120.00	3140.40	263.50	6895.80	40.00	1046.80	655.16	17145.54
015 612 00137		CYNTHIA M IVY	469.82	9278.95	68.00	1343.00	17.25	340.69	60.00	1185.00	615.07	12147.64
015 612 01231		DANNY L LAMBERT	.00	.00	.00	.00	.00	.00	.00	.00	.00	.00
015 612 01103		DANIEL M PARKER	118.74	2226.38	74.78	1402.13	24.00	450.00	50.00	937.50	267.52	5016.01
015 612 01447		CHARLES A SCOTT	93.38	1120.56	46.76	561.12	.00	.00	80.00	960.00	220.14	2641.68
015 612 01259		JOHN E SCOTT	7.48	149.60	51.52	1030.40	3.25	65.00	50.00	1000.00	112.25	2245.00
015 612 01510		OSCAR F SECADA JR	36.69	733.80	23.38	467.60	20.25	405.00	30.00	600.00	110.32	2206.40
015 612 01543		STEPHEN M SIARSKI JR	33.35	566.95	16.70	283.90	.00	.00	30.00	510.00	80.05	1360.85
015 612 01090		CLAYTON L SMITH	80.06	1601.20	60.10	1202.00	67.00	1340.00	50.00	1000.00	257.16	5143.20
015 612 01423		CARROLL R SMITH	133.74	2674.80	106.78	2135.60	65.50	1310.00	60.00	1200.00	366.02	7320.40
015 612 00613		JOHN C TROUSDALE	14.10	289.05	31.14	638.37	32.50	666.25	50.00	1025.00	127.74	2618.67
015 612 01318		ROGER G WIEBELHAUS	13.34	266.80	6.68	133.60	9.00	180.00	30.00	600.00	59.02	1180.40
015 612 01509		JERRY P WILLIAMS	36.69	697.11	23.38	444.22	34.50	655.50	30.00	570.00	124.57	2366.83
015 612 01288		JOHN W WILSON	199.46	4487.85	113.68	2557.80	96.75	2176.88	50.00	1125.00	459.89	10347.53
DEPARTMENT TOTALS			1572.59	32260.74	823.06	16962.04	711.25	16067.42	760.00	14780.30	3866.90	80070.50
015 613 00169		MICHAEL W BORSKI	480.00	8899.20	95.00	1761.30	105.50	1955.97	40.00	741.60	720.50	13358.07
015 613 00175		BRADLEY W BORSKI	480.00	8404.80	86.98	1523.02	17.75	310.80	40.00	700.40	624.73	10939.02
015 613 00719		GEORGE BURRELL JR	378.94	5487.05	48.34	699.96	35.75	517.66	46.00	666.08	509.03	7370.75
015 613 00863		CARL H CADE	161.77	3235.40	84.50	1690.00	.00	.00	60.00	1200.00	306.27	6125.40
015 613 01315		RICKY D CAROTHERS JR	18.53	381.72	19.57	403.14	13.75	283.25	40.00	824.00	91.85	1892.11
015 613 00267		JOHNNY D CHAPMAN	184.15	4513.52	120.00	2941.20	146.50	3590.72	40.00	980.40	490.65	12025.84
015 613 01363		MILLARD E CHAPMAN	85.42	1759.65	120.00	2472.00	60.50	1246.30	40.00	824.00	305.92	6301.95
015 613 01085		JAY C COOK	132.17	2643.40	91.77	1835.40	76.25	1525.00	40.00	800.00	340.19	6803.80
015 613 01251		CARL S DEVILLE	122.15	2516.29	65.19	1342.91	14.50	298.70	40.00	824.00	241.84	4981.90
015 613 01243		TIFFANY M GRAHAM	105.49	2086.59	108.53	2146.72	.00	.00	40.00	791.20	254.02	5024.51
015 613 01164		THOMAS G HAZLETT	37.59	751.80	82.88	1657.60	20.25	405.00	40.00	800.00	180.72	3614.40
015 613 01561		BRIAN A HEUITT	4.80	90.00	1.20	22.50	.00	.00	10.00	187.50	16.00	300.00
015 613 01287		MICHELLE R LOMAS	48.46	701.70	48.50	702.28	9.00	130.32	.00	.00	105.96	1534.30
015 613 00911		JAMES W MCINTOSH	213.96	4407.58	16.98	349.79	16.75	345.05	40.00	824.00	287.69	5926.42
015 613 01139		CRYSTAL G PORTER	121.53	1955.42	68.57	1103.29	14.25	229.28	48.00	772.32	252.35	4060.31
015 613 01313		LARRY W RIVES	98.45	2028.07	120.00	2472.00	94.75	1951.85	40.00	824.00	353.20	7275.92
015 613 00915		ELOY J RODRIGUEZ	460.15	12046.73	120.00	3141.60	393.00	10288.74	50.00	1309.00	1023.15	26786.07
015 613 00707		MICHAEL R SELLERS	382.98	7889.39	34.38	708.23	148.25	3053.95	40.00	824.00	605.61	12475.57
015 613 00886		TOMMY J SMALL	109.28	2185.60	96.67	1933.40	378.75	7575.00	40.00	800.00	624.70	12494.00
015 613 00042		LORETTA J STARK	480.00	6950.40	90.01	1303.34	171.50	2483.32	71.00	1028.08	812.51	11765.14
015 613 00067		CLAYTON W STARK	35.84	716.80	77.10	1542.00	85.75	1715.00	70.00	1400.00	268.69	5373.80
015 613 00358		DAVID J STARK	.00	.00	.00	.00	.00	.00	.00	.00	.00	.00
015 613 00219		DONALD R TANNER	57.38	1182.03	53.42	1100.45	41.50	854.90	40.00	824.00	192.30	3961.38
015 613 01433		JAYCOB R TULLOCK	110.06	1981.08	72.10	1297.80	10.00	180.00	40.00	720.00	232.16	4178.88

FOR PAY PERIOD ENDING 11/25/2018

DEPT NUMBER	EMP#	EMPLOYEE NAME	--- SICK LEAVE ---		---- VACATION ----		----- COMP TIME -----		----- HOLIDAY -----		----- TOTALS -----	
			AVAIL	VALUE	AVAIL	VALUE	AVAIL	VALUE	AVAIL	VALUE	AVAIL	VALUE
015 613	00047	BRADFORD P WILLIAMSON	144.52	2977.11	61.92	1275.55	12.25	252.35	40.00	824.00	258.69	5329.01
015 613	01416	DANNY R YOCUM II	133.41	2748.25	113.45	2337.07	58.50	1205.10	40.00	824.00	345.36	7114.42
DEPARTMENT TOTALS			4587.03	88539.58	1897.06	37762.55	1925.00	40398.26	1035.00	20312.58	9444.09	187012.97
015 614	01421	TROY G BROWN	12.41	242.00	40.45	788.78	1.00	19.50	63.00	1228.50	116.86	2278.78
015 614	00251	RICKY D BURT	33.25	618.45	26.29	488.99	1.00	18.60	75.00	1395.00	135.54	2521.04
015 614	00657	BUDDY R CULLEY II	58.58	1089.59	29.10	541.26	20.75	385.95	70.00	1302.00	178.43	3318.80
015 614	00367	LYNDON B JOHNSON	13.38	248.87	53.42	993.61	9.00	167.40	70.00	1302.00	145.80	2711.88
015 614	01556	CLIFFORD D JOHNSON	13.34	200.10	6.68	100.20	.25	3.75	20.00	300.00	40.27	604.05
015 614	01099	ALLEN W MAY	126.68	2356.25	13.26	246.64	16.00	297.60	75.00	1395.00	230.94	4295.49
015 614	01468	KRISTEN A ORTIZ	27.88	418.20	39.92	598.80	.25	3.75	70.00	1050.00	138.05	2070.75
015 614	01365	RONDA H POLING	159.25	3149.97	46.79	925.51	31.75	628.02	70.00	1384.60	307.79	6088.10
015 614	00149	JASON R SHAW	311.80	6080.10	51.48	1003.86	7.25	141.38	75.00	1462.50	445.53	8687.84
015 614	00718	JUSTIN W SHAW	57.83	1075.64	35.08	652.49	.00	.00	50.00	930.00	142.91	2658.13
015 614	00991	WALTER E WILLIAMS	26.68	496.25	13.36	248.50	25.75	478.95	30.00	558.00	95.79	1781.70
DEPARTMENT TOTALS			841.08	15975.42	355.83	6588.64	113.00	2144.90	668.00	12307.60	1977.91	37016.56
015 615	01504	LESLIE F ABNER	10.03	185.96	30.06	557.31	8.75	162.23	10.00	185.40	58.84	1090.90
015 615	00916	JOHN A BOSTON SR	20.08	353.41	11.22	197.47	2.50	44.00	10.00	176.00	43.80	770.88
015 615	00034	DANNY C EARP	469.33	9034.60	80.00	1540.00	164.75	3171.44	10.00	192.50	724.08	13938.54
015 615	01518	DANIEL W GORDON	7.69	146.57	23.38	445.62	.00	.00	10.00	190.60	41.07	782.79
015 615	01484	CANDY K LADRIGUE	32.04	577.68	40.08	722.64	21.75	392.15	10.00	180.30	103.87	1872.77
015 615	01290	JOSHUA D LANGDON	19.96	359.88	73.50	1325.21	9.50	171.29	10.00	180.30	112.96	2036.68
015 615	01236	DARYL MCWHORTER	217.49	5693.89	113.53	2972.22	120.50	3154.69	17.00	445.06	468.52	12265.86
015 615	01463	CLABERT D MENARD	44.38	822.81	53.42	990.41	28.75	533.03	.00	.00	126.55	2346.25
015 615	01333	JOSHUA K MITCHELL	54.94	933.98	73.48	1249.16	31.75	539.75	10.00	170.00	170.17	2892.89
015 615	01407	AUBREY B PETERS	35.08	722.65	86.82	1788.49	10.50	216.30	10.00	206.00	142.40	2933.44
015 615	01224	KAREN REITER	119.49	2363.51	105.03	2077.49	34.75	687.36	10.00	197.80	269.27	5326.16
015 615	01354	GENE A RHAME	8.76	162.41	6.72	124.59	.00	.00	10.00	185.40	25.48	472.40
015 615	01345	TERRY C SLAUGHTER	112.10	2136.63	120.00	2287.20	36.50	695.69	10.00	190.60	278.60	5310.12
015 615	01272	BRANDON W SONES	6.72	124.59	16.76	310.73	6.50	120.51	10.00	185.40	39.98	741.23
015 615	01260	ELIJAH L THRASHER JR	73.23	1395.76	40.02	762.78	3.25	61.95	31.00	590.86	147.50	2811.35
015 615	01408	ERIC S VINING	130.08	2679.65	120.00	2472.00	121.25	2497.75	20.00	412.00	391.33	8061.40
015 615	01458	CHRISTOPHER R VINING	106.72	2034.08	56.76	1081.85	4.50	85.77	10.00	190.60	177.98	3392.30
015 615	01546	NATHAN D VOJACEK	20.01	350.38	10.02	175.45	1.75	30.64	10.00	175.10	41.78	731.57
DEPARTMENT TOTALS			1488.13	30078.44	1060.80	21080.62	607.25	12564.55	208.00	4053.92	3364.18	67777.53
FUND TOTALS			8488.83	166854.18	4136.75	82393.85	3356.50	71175.13	2671.00	51454.40	18653.08	371877.56

VACATION AND SICK LEAVE LIABILITY REPORT FOR LIBERTY COUNTY

FOR PAY PERIOD ENDING 11/25/2018

DEPT NUMBER	EMP#	EMPLOYEE NAME	--- SICK LEAVE --- AVAIL VALUE	--- VACATION --- AVAIL VALUE	--- COMP TIME --- AVAIL VALUE	--- HOLIDAY --- AVAIL VALUE	--- TOTALS --- AVAIL VALUE
DEPARTMENT TOTALS			.00 .00	.00 .00	.00 .00	.00 .00	.00 .00
059 611	00771	JACK R CARRAWAY	.00 .00	.00 .00	.00 .00	.00 .00	.00 .00
059 611	01084	TERRY L DAVIS	480.00 8040.00	86.71 1452.39	15.00 251.25	10.00 167.50	591.71 9911.14
059 611	00837	BARRY A GRAVES	.00 .00	.00 .00	.00 .00	.00 .00	.00 .00
059 611	00605	ROBERT E NOACK	194.43 3256.70	6.84 114.57	.00 .00	.00 .00	201.27 3371.27
059 611	00253	EDWIN L PSENCIK	480.00 9446.40	100.00 1968.00	150.00 2952.00	10.00 196.80	740.00 14563.20
059 611	01339	ALICE R ROLKE	.00 .00	.00 .00	.00 .00	.00 .00	.00 .00
DEPARTMENT TOTALS			1154.43 20743.10	193.55 3534.96	165.00 3203.25	20.00 364.30	1532.98 27845.61
FUND TOTALS			1154.43 20743.10	193.55 3534.96	165.00 3203.25	20.00 364.30	1532.98 27845.61



FOR PAY PERIOD ENDING 11/25/2018

DEPT NUMBER	EMP#	EMPLOYEE NAME	--- SICK LEAVE --- AVAIL	--- SICK LEAVE --- VALUE	--- VACATION --- AVAIL	--- VACATION --- VALUE	--- COMP TIME --- AVAIL	--- COMP TIME --- VALUE	--- HOLIDAY --- AVAIL	--- HOLIDAY --- VALUE	--- TOTALS --- AVAIL	--- TOTALS --- VALUE
DEPARTMENT TOTALS			.00	.00	.00	.00	.00	.00	.00	.00	.00	.00
092 570	01511	RUTH J ALEXANDER	.00	.00	.00	.00	.00	.00	.00	.00	.00	.00
092 570	00188	KATHLEEN S BARRETT	.00	.00	.00	.00	.00	.00	.00	.00	.00	.00
092 570	01499	LINDA B BARTON	.00	.00	.00	.00	.00	.00	.00	.00	.00	.00
092 570	00304	JENNIFER C BRAWNER	.00	.00	.00	.00	.00	.00	.00	.00	.00	.00
092 570	00109	TANYA M CHILDRESS	.00	.00	.00	.00	.00	.00	.00	.00	.00	.00
092 570	00870	MILES D HARTLEIN	.00	.00	.00	.00	.00	.00	.00	.00	.00	.00
092 570	00165	CASUNDR A K HEBERT	.00	.00	.00	.00	.00	.00	.00	.00	.00	.00
092 570	01114	JODI L HENK	.00	.00	.00	.00	.00	.00	.00	.00	.00	.00
092 570	01104	MARISA S HENRY	.00	.00	.00	.00	.00	.00	.00	.00	.00	.00
092 570	01250	KAREN R HUMBER	.00	.00	.00	.00	.00	.00	.00	.00	.00	.00
092 570	01169	CHRISTI M JOHNSON	.00	.00	.00	.00	.00	.00	.00	.00	.00	.00
092 570	00179	REAGAN E KEY	.00	.00	.00	.00	.00	.00	.00	.00	.00	.00
092 570	01472	REGINA O LE BOEUF	.00	.00	.00	.00	.00	.00	.00	.00	.00	.00
092 570	00033	DIANE P MANEK	.00	.00	.00	.00	.00	.00	.00	.00	.00	.00
092 570	00221	JOHN M MCADAMS	.00	.00	.00	.00	.00	.00	.00	.00	.00	.00
092 570	00353	CELESTE L MORENO	.00	.00	.00	.00	.00	.00	.00	.00	.00	.00
092 570	00921	LACI J OVERSTREET	.00	.00	.00	.00	.00	.00	.00	.00	.00	.00
092 570	01350	CHRISTOPHER D PARKER	.00	.00	.00	.00	.00	.00	.00	.00	.00	.00
092 570	00249	JODIE E POTETZ	.00	.00	.00	.00	.00	.00	.00	.00	.00	.00
092 570	01482	MARK W PROBERTS	.00	.00	.00	.00	.00	.00	.00	.00	.00	.00
092 570	00999	JEANETTE B RHAME	.00	.00	.00	.00	.00	.00	.00	.00	.00	.00
092 570	01496	SAMANTHA Y SANCHEZ	.00	.00	.00	.00	.00	.00	.00	.00	.00	.00
092 570	00164	STEVEN E SWAN	.00	.00	.00	.00	.00	.00	.00	.00	.00	.00
092 570	00722	LACY R TERAN	.00	.00	.00	.00	.00	.00	.00	.00	.00	.00
092 570	00208	LISA L WARREN	.00	.00	.00	.00	.00	.00	.00	.00	.00	.00
DEPARTMENT TOTALS			.00	.00	.00	.00	.00	.00	.00	.00	.00	.00
092 571	00909	LYNDA D FLEMING	.00	.00	.00	.00	.00	.00	.00	.00	.00	.00
092 571	01485	MARY E JACKSON	.00	.00	.00	.00	.00	.00	.00	.00	.00	.00
DEPARTMENT TOTALS			.00	.00	.00	.00	.00	.00	.00	.00	.00	.00
092 572	00993	VIVIANN W BOYER	.00	.00	.00	.00	.00	.00	.00	.00	.00	.00
092 572	00136	JASON W JONES	.00	.00	.00	.00	.00	.00	.00	.00	.00	.00
DEPARTMENT TOTALS			.00	.00	.00	.00	.00	.00	.00	.00	.00	.00
092 574	01136	CODY D ARNOLD	.00	.00	.00	.00	.00	.00	.00	.00	.00	.00
092 574	00204	ERICKA R CARLOCK	.00	.00	.00	.00	.00	.00	.00	.00	.00	.00
092 574	01544	ADRIAN T ELLIS	.00	.00	.00	.00	.00	.00	.00	.00	.00	.00
092 574	00869	JEFFERY S LEE	.00	.00	.00	.00	.00	.00	.00	.00	.00	.00

FOR PAY PERIOD ENDING 11/25/2018

DEPT NUMBER	EMP#	EMPLOYEE NAME	--- SICK LEAVE ---		---- VACATION ----		----- COMP TIME -----		----- HOLIDAY -----		----- TOTALS -----	
			AVAIL	VALUE	AVAIL	VALUE	AVAIL	VALUE	AVAIL	VALUE	AVAIL	VALUE
		DEPARTMENT TOTALS	.00	.00	.00	.00	.00	.00	.00	.00	.00	.00
092	575 00163	JON K PATTON	.00	.00	.00	.00	.00	.00	.00	.00	.00	.00
		DEPARTMENT TOTALS	.00	.00	.00	.00	.00	.00	.00	.00	.00	.00
		FUND TOTALS	.00	.00	.00	.00	.00	.00	.00	.00	.00	.00

VACATION AND SICK LEAVE LIABILITY REPORT FOR LIBERTY COUNTY

FOR PAY PERIOD ENDING 11/25/2018

DEPT NUMBER	EMP#	EMPLOYEE NAME	--- SICK LEAVE ---		--- VACATION ---		--- COMP TIME ---		--- HOLIDAY ---		--- TOTALS ---	
			AVAIL	VALUE	AVAIL	VALUE	AVAIL	VALUE	AVAIL	VALUE	AVAIL	VALUE
DEPARTMENT TOTALS			.00	.00	.00	.00	.00	.00	.00	.00	.00	.00
093 570	00082	MOLLY K MCADAMS	429.62	10865.09	66.50	1681.79	17.00	429.93	.00	.00	513.12	12976.81
093 570	00371	TREY A MCCONNELL II	469.33	11559.60	100.00	2463.00	22.00	541.86	.00	.00	591.33	14564.46
093 570	00625	LAURIE N MCMILLAN	40.03	889.07	43.41	964.14	.00	.00	.00	.00	83.44	1853.21
093 570	01115	DIANA K RODRIGUEZ	.00	.00	.00	.00	.00	.00	.00	.00	.00	.00
093 570	00184	ANTHONY R SCOTT	469.33	21194.94	87.00	3928.92	.00	.00	.00	.00	556.33	25123.86
DEPARTMENT TOTALS			1408.31	44508.70	296.91	9037.85	39.00	971.79	.00	.00	1744.22	54518.34
FUND TOTALS			1408.31	44508.70	296.91	9037.85	39.00	971.79	.00	.00	1744.22	54518.34

VACATION AND SICK LEAVE LIABILITY REPORT FOR LIBERTY COUNTY

FOR PAY PERIOD ENDING 11/25/2018

DEPT NUMBER	EMP#	EMPLOYEE NAME	--- SICK LEAVE ---		---- VACATION ----		---- COMP TIME ----		---- HOLIDAY ----		----- TOTALS -----	
			AVAIL	VALUE	AVAIL	VALUE	AVAIL	VALUE	AVAIL	VALUE	AVAIL	VALUE
GRAND TOTALS			54147.11	182251.55	20897.15	444434.34	20353.58	436187.93	19839.00	424154.61	15236.84	2487028.43

## Section 6 – Check Register

Bank Account	Check Number	Check Date	Payee	Amount	Type	Voided
MAIN	2008	10/31/2018	HEURESIS CORP	30,740.71	CHK	
ORDD	2152	10/04/2018	ALICE R. ROLKE	180.64	CHK	
ORDD	2153	10/04/2018	JOHN J. HEBERT DIST. INC.	2,376.00	CHK	
ORDD	2154	10/04/2018	T & T TIRE SERVICE	321.00	CHK	
ORDD	2155	10/04/2018	VERIZON WIRELESS	33.49	CHK	
ORDD	2156	10/04/2018	VINDICATOR & PROGRESS	28.00	CHK	
* ORDD	2158	10/16/2018	SHOPPA'S	232.31	CHK	
ORDD	2159	10/16/2018	WES HINCH	1,455.00	CHK	
ORDD	2160	10/16/2018	TRINITY VALLEY TRACTORS, INC.	418.08	CHK	
CSCD	19979	10/03/2018	BUSINESS CARD	2,898.02	CHK	
CSCD	19980	10/03/2018	STEVEN E. SWAN	92.86	CHK	
CSCD	19981	10/03/2018	INTERNET MANAGEMENT SERVICES,	339.90	CHK	
CSCD	19982	10/03/2018	POTETZ HOME CENTER	59.52	CHK	
CSCD	19983	10/03/2018	CORRECTIONS SOFTWARE SOLUTIONS	3,407.00	CHK	
CSCD	19984	10/03/2018	KONICA MINOLTA BUSINESS SOLUTI	72.20	CHK	
CSCD	19985	10/04/2018	ARMADILLO PRINTING & GRAPHICS	225.00	CHK	
CSCD	19986	10/04/2018	OFFICE DEPOT BUSINESS ACCOUNT	643.46	CHK	
CSCD	19987	10/04/2018	LEXIS NEXIS RISK DATA MANAGEME	100.00	CHK	
CSCD	19988	10/04/2018	RUTH ALEXANDER	201.65	CHK	
* CSCD	19991	10/26/2018	JODI HENK	78.48	CHK	
CSCD	19992	10/26/2018	MIDWEST ROI	47.49	CHK	
MAIN	29692	10/01/2018	MELISSA ZALESAK	50.00	CHK	
MAIN	29693	10/01/2018	DAYTON CHECK CASHING	58.00	CHK	
MAIN	29694	10/01/2018	BROOKSHIRE BROS LTD.	137.91	CHK	
MAIN	29695	10/01/2018	RENEE SANDERSON	62.00	CHK	
MAIN	29696	10/01/2018	CASH AMERICA PAWN	50.00	CHK	
MAIN	29697	10/01/2018	CITY OF LIBERTY	250.00	CHK	
MAIN	29698	10/01/2018	MICHAEL HUMPHREY	520.00	CHK	
MAIN	29699	10/01/2018	WALMART RESTITUTION ACCOUNTING	297.47	CHK	
MAIN	29700	10/01/2018	TEXAS DEPT. OF PUBLIC SAFETY	174.00	CHK	
MAIN	29701	10/03/2018	ADAPT PROGRAMS, LLC	1,655.00	CHK	
MAIN	29702	10/03/2018	CANON SOLUTIONS AMERICA	60.19	CHK	
MAIN	29703	10/03/2018	LUCY TREVIZO	120.00	CHK	
MAIN	29704	10/05/2018	ADAPT PROGRAMS, LLC	2,535.00	CHK	
MAIN	29705	10/05/2018	HARDIN COUNTY JUVENILE PROBATI	1,050.00	CHK	
MAIN	29706	10/05/2018	VALERO MARKETING & SUPPLY CO.	289.80	CHK	
MAIN	29707	10/09/2018	CHARLES WIGGINS	1,250.00	CHK	
MAIN	29708	10/09/2018	PICKETT JOINT PROPERTIES	900.00	CHK	
MAIN	29709	10/09/2018	JUDGE MARK MOREFIELD	1,800.00	CHK	
MAIN	29710	10/09/2018	DAYTON SENIOR CITIZENS	833.33	CHK	
MAIN	29711	10/09/2018	CLEVELAND SENIOR CITIZENS	833.33	CHK	
MAIN	29712	10/09/2018	GRACE INITIATIVE OF SOUTH LIBE	833.33	CHK	
MAIN	29713	10/09/2018	HARDIN SENIOR CITIZENS	333.33	CHK	
MAIN	29714	10/09/2018	TRI-COUNTY MHMR	5,302.33	CHK	
MAIN	29715	10/09/2018	LIBERTY COUNTY EMS, INC.	27,750.00	CHK	10/09/2018
MAIN	29716	10/09/2018	F M M S HOLDINGS OF TEXAS, LLC	2,478.62	CHK	
MAIN	29717	10/09/2018	VINDICATOR & PROGRESS	157.50	CHK	
MAIN	29718	10/09/2018	VOYAGER FLEET SYSTEMS, INC.	847.42	CHK	
MAIN	29719	10/09/2018	A - I CARPET	150.00	CHK	
MAIN	29720	10/09/2018	A-1 TEL-COM SECURITY	7,587.83	CHK	
MAIN	29721	10/09/2018	A-1 TELCOM	349.99	CHK	
MAIN	29722	10/09/2018	ADAPCO, INC.	345.00	CHK	

Bank Account	Check Number	Check Date	Payee	Amount	Type	Voided
MAIN	29723	10/09/2018	AKIN'S AUTO & SERVICE CENTER	4,079.02	CHK	
MAIN	29724	10/09/2018	ALEXIS CORDOVA	1,408.73	CHK	
MAIN	29725	10/09/2018	ALLISON TROUSDALE	1,700.00	CHK	
MAIN	29726	10/09/2018	AMANDA BROOKS	382.66	CHK	
MAIN	29727	10/09/2018	AMAZON.COM SERVICES	1,960.28	CHK	
MAIN	29728	10/09/2018	AMERICAN SCREENING CORP.	688.00	CHK	
MAIN	29729	10/09/2018	AMERICAN TIRE DISTRIBUTOR	534.04	CHK	
MAIN	29730	10/09/2018	AMERICAN TOWER SYSTEMS,L.P.	1,946.88	CHK	
MAIN	29731	10/09/2018	ARMADILLO PRINTING & GRAPHICS	205.95	CHK	
MAIN	29732	10/09/2018	ASCO	396.00	CHK	
MAIN	29733	10/09/2018	AT & T	180.20	CHK	
MAIN	29734	10/09/2018	AT&T	546.10	CHK	
MAIN	29735	10/09/2018	B & H PHOTO	993.02	CHK	
MAIN	29736	10/09/2018	BAYTOWN COMMUNICATIONS, INC.	240.00	CHK	
MAIN	29737	10/09/2018	BIG THICKET VETERINARY CLINIC	219.15	CHK	
MAIN	29738	10/09/2018	BLUE TARP FINANCIAL	693.97	CHK	
MAIN	29739	10/09/2018	BRENDA FAIRCHILD	259.49	CHK	
MAIN	29740	10/09/2018	BRIDGEHAVEN CHILDREN'S ADVOCAC	57.00	CHK	
MAIN	29741	10/09/2018	BROOKSHIRE BROS LTD.	111.33	CHK	
MAIN	29742	10/09/2018	BURNETT PAINT & BODY SHOP	3,250.00	CHK	
MAIN	29743	10/09/2018	BYERS INSPECTION STATION, LLC	14.00	CHK	
MAIN	29744	10/09/2018	CAP FLEET UPFITTERS	342.50	CHK	
MAIN	29745	10/09/2018	CASA OF LIBERTY/CHAMBERS COUNT	12.00	CHK	
MAIN	29746	10/09/2018	CDW-G	1,245.60	CHK	
MAIN	29747	10/09/2018	CENTERPOINT ENERGY ENTEX	258.59	CHK	
MAIN	29748	10/09/2018	CENTURY ASPHALT	14,959.53	CHK	
MAIN	29749	10/09/2018	CHRISTINA VARELA	450.00	CHK	
MAIN	29750	10/09/2018	CHRISTUS ST. ELIZABETH HOSPITA	721.00	CHK	
MAIN	29751	10/09/2018	CIARA B. TANNER	3,925.00	CHK	
MAIN	29752	10/09/2018	CINTAS	1,154.62	CHK	
MAIN	29753	10/09/2018	CIOX HEALTH	98.77	CHK	
MAIN	29754	10/09/2018	CIRA	650.00	CHK	
MAIN	29755	10/09/2018	CIRCLE H. GENERAL STORE	468.88	CHK	
MAIN	29756	10/09/2018	CITY OF CLEVELAND	467.40	CHK	
MAIN	29757	10/09/2018	CITY OF DAYTON	731.11	CHK	
MAIN	29758	10/09/2018	CITY OF HARDIN	80.00	CHK	
MAIN	29759	10/09/2018	CLAWSON'S COPY SHOPPE	319.61	CHK	
MAIN	29760	10/09/2018	CLEVELAND FIRE DEPT.	7,416.67	CHK	
MAIN	29761	10/09/2018	CLEVELAND SUPPLY	285.15	CHK	
MAIN	29762	10/09/2018	CLEVELAND TRUCK SERVICES	3,200.00	CHK	
MAIN	29763	10/09/2018	COASTAL WELDING SUPPLY	97.92	CHK	
MAIN	29764	10/09/2018	COBURN'S LIBERTY	64.91	CHK	
MAIN	29765	10/09/2018	COMCAST	10,859.31	CHK	
MAIN	29766	10/09/2018	CRYSTAL MAGEE	3,426.00	CHK	
MAIN	29767	10/09/2018	CYPRESS LAKES VOLUNTEER FIRE D	2,500.00	CHK	
MAIN	29768	10/09/2018	D. WASHBURN PAVING CO.	184,993.00	CHK	
MAIN	29769	10/09/2018	DAN BRADLEY	2,825.00	CHK	
MAIN	29770	10/09/2018	DAYTON ELECTRIC CO.	5,999.89	CHK	
MAIN	29771	10/09/2018	DAYTON VFD	5,416.67	CHK	
MAIN	29772	10/09/2018	DE LAGE LANDEN FINANCIAL SVCS,	932.27	CHK	
MAIN	29773	10/09/2018	DEVERS VFD	2,250.00	CHK	
MAIN	29774	10/09/2018	DISH	59.36	CHK	

Bank Account	Check Number	Check Date	Payee	Amount	Type	Voided
MAIN	29775	10/09/2018	DOUGLAS M. EVANS	300.00	CHK	
MAIN	29776	10/09/2018	ELIZABETH E. COKER	450.00	CHK	
MAIN	29777	10/09/2018	ENER-TEL SERVICES I, LLC	2,235.50	CHK	
MAIN	29778	10/09/2018	ENTERGY	6,179.77	CHK	
MAIN	29779	10/09/2018	EXPRESS LUBE OF LIBERTY	49.45	CHK	
MAIN	29780	10/09/2018	F.A. RIPP'S TIRE CENTER	1,541.00	CHK	
MAIN	29781	10/09/2018	FARRAH F. HARPER	3,625.00	CHK	
MAIN	29782	10/09/2018	FESTUS PLUMBING LLC	1,645.24	CHK	
MAIN	29783	10/09/2018	FREDDY'S AUTO REPAIR	2,806.13	CHK	
MAIN	29784	10/09/2018	FRONTIER COMMUNICATIONS	1,724.11	CHK	
MAIN	29785	10/09/2018	GALLS, LLC	525.00	CHK	
MAIN	29786	10/09/2018	GEORGE DANIELS	150.00	CHK	
MAIN	29787	10/09/2018	GOOD PROMOTIONS	350.00	CHK	
MAIN	29788	10/09/2018	GRAINGER, INC.	226.17	CHK	
MAIN	29789	10/09/2018	HARDIN VFD	1,250.00	CHK	
MAIN	29790	10/09/2018	HARDIN WATER SUPPLY CORP.	35.18	CHK	
MAIN	29791	10/09/2018	HEALTH CENTER OF SOUTHEAST TEX	128.03	CHK	
MAIN	29792	10/09/2018	HIGHWAY 321 VFD	5,916.67	CHK	
MAIN	29793	10/09/2018	HULL FRESH WATER SUPPLY DIST.	113.50	CHK	
MAIN	29794	10/09/2018	HULL-DAISETTA VFD	2,083.33	CHK	
MAIN	29795	10/09/2018	INTERNET MANAGEMENT SERVICES,	785.75	CHK	
MAIN	29796	10/09/2018	J HARDING & CO.	636.21	CHK	
MAIN	29797	10/09/2018	J.J. CHEVRON	326.45	CHK	
MAIN	29798	10/09/2018	JAMES M. GOTT	2,125.00	CHK	
MAIN	29799	10/09/2018	JAMES REAVES	54.11	CHK	
MAIN	29800	10/09/2018	JASPER TRANSMISSION	2,113.00	CHK	
MAIN	29801	10/09/2018	JAX	108.25	CHK	
MAIN	29802	10/09/2018	JEFFERSON COUNTY CLERK	522.00	CHK	
MAIN	29803	10/09/2018	JESSE D LOPEZ	2,725.00	CHK	
MAIN	29804	10/09/2018	JJ CHEVRON #3	496.59	CHK	
MAIN	29805	10/09/2018	JOHN J. HEBERT DIST. INC.	5,198.18	CHK	
MAIN	29806	10/09/2018	KAYLA HERRINGTON	3,731.57	CHK	
MAIN	29807	10/09/2018	KEATON D. KIRKWOOD	690.00	CHK	
MAIN	29808	10/09/2018	KELLEY M. BURNS	400.00	CHK	
MAIN	29809	10/09/2018	KENEFICK VFD	1,000.00	CHK	
MAIN	29810	10/09/2018	KIMBALL MIDWEST	299.13	CHK	
MAIN	29811	10/09/2018	KOBY HOFFPAUIR	80.00	CHK	
MAIN	29812	10/09/2018	LAKE COUNTRY CHEVROLET	20,400.00	CHK	
MAIN	29813	10/09/2018	LES HULSEY	1,594.84	CHK	
MAIN	29814	10/09/2018	LIBERTY CO TAX OFC	15.00	CHK	10/23/2018
MAIN	29815	10/09/2018	LIBERTY CO. CHILD PROT SVC.	207.96	CHK	
MAIN	29816	10/09/2018	LIBERTY FIRE DEPT.	916.67	CHK	
MAIN	29817	10/09/2018	LIBERTY PEST CONTROL	55.00	CHK	
MAIN	29818	10/09/2018	LIBERTY TIRE RECYCLING	3,693.80	CHK	
MAIN	29819	10/09/2018	LISA O'BANNON	2,000.00	CHK	
MAIN	29820	10/09/2018	LJA ENGINEERING, INC.	1,939.50	CHK	
MAIN	29821	10/09/2018	LONE STAR PRODUCTS & EQUIPMENT	5,964.96	CHK	
MAIN	29822	10/09/2018	LONESTAR HOSPITAL MEDICINE ASS	137.72	CHK	
MAIN	29823	10/09/2018	LOWE'S TIRE CENTER	291.79	CHK	
MAIN	29824	10/09/2018	LYNN ALLEN	61.04	CHK	
MAIN	29825	10/09/2018	M & M AUTOMOTIVE	389.62	CHK	
MAIN	29826	10/09/2018	MARITZA ALEXANDER	89.00	CHK	



Bank Account	Check Number	Check Date	Payee	Amount	Type	Voided
MAIN	29827	10/09/2018	MARTIN MARIETTA MATERIALS	27,598.05	CHK	
MAIN	29828	10/09/2018	MCCOY'S	81.89	CHK	
MAIN	29829	10/09/2018	MDN ENTERPRISES	4,083.80	CHK	
MAIN	29830	10/09/2018	MICHELLE MANGUM-MERENDINO	8,725.00	CHK	
MAIN	29831	10/09/2018	MILAM DISCOUNT TIRE	2,144.95	CHK	
MAIN	29832	10/09/2018	MOSS BLUFF VFD	1,916.67	CHK	
MAIN	29833	10/09/2018	MUSTANG CAT	2,170.60	CHK	
MAIN	29834	10/09/2018	NEAL FUNERAL HOME	665.00	CHK	
MAIN	29835	10/09/2018	NORTH LIBERTY VFD	3,833.33	CHK	
MAIN	29836	10/09/2018	O'REILLY AUTOMOTIVE STORES, IN	1,452.66	CHK	
MAIN	29837	10/09/2018	OFFICE DEPOT	7,787.46	CHK	
MAIN	29838	10/09/2018	PACK, SHIP & COPY	12.56	CHK	
MAIN	29839	10/09/2018	PLATINUM COPIER SOLUTIONS, LLC	1,478.66	CHK	
MAIN	29840	10/09/2018	PLEASANT AIR	1,150.00	CHK	
MAIN	29841	10/09/2018	PLUM GROVE VFD	4,166.67	CHK	
MAIN	29842	10/09/2018	POTETZ HOME CENTER	272.44	CHK	
MAIN	29843	10/09/2018	POTETZ HOME CENTER	73.75	CHK	
MAIN	29844	10/09/2018	PRECISE SAFETY & CONSULTING, I	115.00	CHK	
MAIN	29845	10/09/2018	PREGNANCY CARE CENTER OF DAYTO	10.00	CHK	
MAIN	29846	10/09/2018	PRODUCTION EQUIPMENT SUPPLY C	406.66	CHK	
MAIN	29847	10/09/2018	QUILL	4,347.63	CHK	
MAIN	29848	10/09/2018	R.B. EVERETT & COMPANY	103,695.00	CHK	
MAIN	29849	10/09/2018	READYREFRESH	148.05	CHK	
MAIN	29850	10/09/2018	REPUBLIC SERVICES, INC.	24,699.00	CHK	
MAIN	29851	10/09/2018	RICHARD WATSON	730.00	CHK	
MAIN	29852	10/09/2018	RONDA POLING	43.19	CHK	
MAIN	29853	10/09/2018	ROY FLORA	489.98	CHK	
MAIN	29854	10/09/2018	SARAH ELLIS IVERSON	3,225.00	CHK	
MAIN	29855	10/09/2018	SERVICE GRAPHICS LLC	3,073.13	CHK	
MAIN	29856	10/09/2018	SHECO	166.95	CHK	
MAIN	29857	10/09/2018	SHELIA RAY	22.28	CHK	
MAIN	29858	10/09/2018	SHOPPA'S	3,370.21	CHK	
MAIN	29859	10/09/2018	SIERRA SPRINGS	42.73	CHK	
MAIN	29860	10/09/2018	SILSBEE FORD	30,500.00	CHK	
MAIN	29861	10/09/2018	SOUTH LIBERTY CO. HAZARDOUS	2,916.67	CHK	
MAIN	29862	10/09/2018	SOUTHEAST TEXAS WATER	35.80	CHK	
MAIN	29863	10/09/2018	SOUTHERN CRUSHED CONCRETE, LLC	1,343.44	CHK	
MAIN	29864	10/09/2018	SOUTHERN TIRE MART, LLC	2,315.90	CHK	
MAIN	29865	10/09/2018	SPRINGFIELD, INC.	3,029.08	CHK	
MAIN	29866	10/09/2018	STANFIELD PROPANE	160.52	CHK	
MAIN	29867	10/09/2018	STERLING FUNERAL HOME	800.00	CHK	
MAIN	29868	10/09/2018	SUPPLYWORKS	282.50	CHK	
MAIN	29869	10/09/2018	T & T TIRE SERVICE	60.00	CHK	
MAIN	29870	10/09/2018	TABITHA DYSON	58.31	CHK	
MAIN	29871	10/09/2018	TARKINGTON VFD	6,833.33	CHK	
MAIN	29872	10/09/2018	TARKINGTON WATER SUPPLY CORP.	49.12	CHK	
MAIN	29873	10/09/2018	TCEQ	1,620.00	CHK	
MAIN	29874	10/09/2018	TERRY DENISE BACON	300.00	CHK	
MAIN	29875	10/09/2018	TEXAS ASSOCIATION OF COUNTIES	11,117.05	CHK	
MAIN	29876	10/09/2018	TEXAS JUSTICE COURT TRAINING	300.00	CHK	
MAIN	29877	10/09/2018	TEXAS STATE UNIVERSITY /SAN MA	150.00	CHK	
MAIN	29878	10/09/2018	THE PAYMENT GROUP, LLC	68.00	CHK	

Bank Account	Check Number	Check Date	Payee	Amount	Type	Voided
MAIN	29879	10/09/2018	THE PRODUCTIVITY CENTER	162.00	CHK	
MAIN	29880	10/09/2018	THRIF-TEE FOOD CENTER	47.52	CHK	
MAIN	29881	10/09/2018	TOM ABBATE	750.00	CHK	
MAIN	29882	10/09/2018	TRANS UNION RISK & ALTERNATIVE	133.30	CHK	
MAIN	29883	10/09/2018	TRINITY GLASS & MIRROR CO.	482.00	CHK	
MAIN	29884	10/09/2018	TRINITY VALLEY TRACTORS, INC.	2,210.87	CHK	
MAIN	29885	10/09/2018	TUHINA SHARMA	900.00	CHK	
MAIN	29886	10/09/2018	TURNER LEGAL GROUP	900.00	CHK	
MAIN	29887	10/09/2018	TX. WILDLIFE DAMAGE MGT. FD.	3,200.00	CHK	
MAIN	29888	10/09/2018	TYLER TECHNOLOGIES	5,000.00	CHK	
MAIN	29889	10/09/2018	VERIZON WIRELESS	3,524.71	CHK	
MAIN	29890	10/09/2018	VFW	800.00	CHK	
MAIN	29891	10/09/2018	VICTOR R. SCARANO, M.D., J.D.	1,800.00	CHK	
MAIN	29892	10/09/2018	VOYAGER FLEET SYSTEMS, INC.	293.76	CHK	
MAIN	29893	10/09/2018	VULCAN CONSTRUCTION MATERIAL L	20,677.52	CHK	
MAIN	29894	10/09/2018	WESTERN AUTO ASSOCIATE STORE	3.99	CHK	
MAIN	29895	10/09/2018	WESTLAKE VFD	583.33	CHK	
MAIN	29896	10/09/2018	WEX BANK	22,935.97	CHK	
MAIN	29897	10/09/2018	WHITENER ENTERPRISES INC.	7,579.10	CHK	
MAIN	29898	10/09/2018	WHITENERS-DAYTON	298.73	CHK	
MAIN	29899	10/09/2018	WILL COX ROOFING, INC.	470.00	CHK	
MAIN	29900	10/09/2018	WILLIAM KNOX	14.66	CHK	
MAIN	29901	10/09/2018	WOODPECKER VFD	1,000.00	CHK	
MAIN	29902	10/09/2018	XEROX CORPORATION	952.91	CHK	
MAIN	29903	10/09/2018	1ST CHOICE WRECKER	550.00	CHK	
MAIN	29904	10/09/2018	LIBERTY COUNTY EMS, INC.	27,500.00	CHK	
MAIN	29905	10/10/2018	LIB. CO. DISTRICT CLERK - DONN	480.00	CHK	
MAIN	29906	10/10/2018	LIB. CO. DISTRICT CLERK - DONN	480.00	CHK	
MAIN	29907	10/10/2018	LIB. CO. DISTRICT CLERK - DONN	480.00	CHK	
MAIN	29908	10/10/2018	AMERICAN TOWER SYSTEMS, L.P.	3,420.66	CHK	
MAIN	29909	10/10/2018	COMCAST	80.75	CHK	
MAIN	29910	10/10/2018	CORRECTIONS SOFTWARE SOLUTIONS	450.00	CHK	
MAIN	29911	10/10/2018	CRISTA BEASLEY-ADAMS	476.55	CHK	
MAIN	29912	10/10/2018	INDIGENT HEALTHCARE SOLUTIONS	2,414.00	CHK	
MAIN	29913	10/10/2018	JUSTICE COURT TRAINING CENTER	150.00	CHK	
MAIN	29914	10/10/2018	LIBERTY COUNTY CLERK	2,000.00	CHK	
MAIN	29915	10/10/2018	FRONTIER WASTE-LT'S GARBAGE	419.12	CHK	
MAIN	29916	10/10/2018	PRODUCTIVITY CENTER, INC.	330.00	CHK	
MAIN	29917	10/10/2018	SOUTHEAST TEXAS WATER	70.70	CHK	
MAIN	29918	10/10/2018	SPINDLEMEDIA INC.	53,376.00	CHK	
MAIN	29919	10/10/2018	WASTE MANAGEMENT	382.23	CHK	
MAIN	29920	10/11/2018	TX DEPT OF TRANSPORTATION	51,815.20	CHK	
MAIN	29921	10/11/2018	GINA MONTES	60.00	CHK	
MAIN	29922	10/11/2018	RUTH TURNBOUGH	60.00	CHK	
MAIN	29923	10/15/2018	HARTFORD LIFE INSURANCE COMPAN	96.20	CHK	
MAIN	29924	10/15/2018	LIBERTY CO TEACHER CRED UNION	2,344.57	CHK	
MAIN	29925	10/15/2018	LIBERTY COUNTY INSURANCE & BEN	239,416.97	CHK	
MAIN	29926	10/15/2018	LIBERTY COUNTY PAYROLL	6,458.18	CHK	
MAIN	29927	10/15/2018	LIBERTY COUNTY PAYROLL	4,069.48	CHK	
MAIN	29928	10/15/2018	LIBERTY COUNTY PAYROLL CLEARIN	85,048.80	CHK	
MAIN	29929	10/15/2018	LIBERTY COUNTY PAYROLL CLEARIN	19,890.62	CHK	
MAIN	29930	10/15/2018	LIBERTY COUNTY PAYROLL CLEARIN	57,501.21	CHK	

Bank Account	Check Number	Check Date	Payee	Amount	Type	Voided
MAIN	29931	10/15/2018	LIBERTY COUNTY PAYROLL CLEARIN	515,415.04	CHK	
MAIN	29932	10/15/2018	NATIONWIDE RETIREMENT SOLUTION	735.00	CHK	
MAIN	29933	10/15/2018	THE HARTFORD	938.00	CHK	
MAIN	29934	10/15/2018	VALIC C/O JP MORGAN CHASE	921.00	CHK	
MAIN	29935	10/15/2018	JURY CHECK	6.00	CHK	
MAIN	29936	10/15/2018	JURY CHECK	6.00	CHK	
MAIN	29937	10/15/2018	JURY CHECK	6.00	CHK	
MAIN	29938	10/15/2018	JURY CHECK	6.00	CHK	
MAIN	29939	10/15/2018	JURY CHECK	6.00	CHK	
MAIN	29940	10/15/2018	JURY CHECK	6.00	CHK	
MAIN	29941	10/15/2018	JURY CHECK	6.00	CHK	
MAIN	29942	10/15/2018	JURY CHECK	46.00	CHK	
MAIN	29943	10/15/2018	JURY CHECK	46.00	CHK	
MAIN	29944	10/15/2018	JURY CHECK	46.00	CHK	
MAIN	29945	10/15/2018	JURY CHECK	46.00	CHK	
MAIN	29946	10/15/2018	JURY CHECK	46.00	CHK	
MAIN	29947	10/15/2018	JURY CHECK	46.00	CHK	
MAIN	29948	10/15/2018	JURY CHECK	46.00	CHK	
MAIN	29949	10/15/2018	JURY CHECK	46.00	CHK	
MAIN	29950	10/15/2018	JURY CHECK	46.00	CHK	
MAIN	29951	10/15/2018	JURY CHECK	46.00	CHK	
MAIN	29952	10/15/2018	JURY CHECK	46.00	CHK	
MAIN	29953	10/15/2018	JURY CHECK	46.00	CHK	
MAIN	29954	10/15/2018	JURY CHECK	6.00	CHK	
MAIN	29955	10/15/2018	JURY CHECK	46.00	CHK	
MAIN	29956	10/15/2018	JURY CHECK	46.00	CHK	
MAIN	29957	10/15/2018	JURY CHECK	46.00	CHK	
MAIN	29958	10/15/2018	JURY CHECK	46.00	CHK	
MAIN	29959	10/15/2018	JURY CHECK	46.00	CHK	
MAIN	29960	10/15/2018	JURY CHECK	46.00	CHK	
MAIN	29961	10/15/2018	JURY CHECK	46.00	CHK	
MAIN	29962	10/15/2018	JURY CHECK	46.00	CHK	
MAIN	29963	10/15/2018	JURY CHECK	46.00	CHK	
MAIN	29964	10/15/2018	JURY CHECK	46.00	CHK	
MAIN	29965	10/15/2018	JURY CHECK	46.00	CHK	
MAIN	29966	10/15/2018	JURY CHECK	46.00	CHK	
MAIN	29967	10/15/2018	JURY CHECK	46.00	CHK	
MAIN	29968	10/16/2018	QUILL	327.98	CHK	
MAIN	29969	10/16/2018	COMCAST	1,267.94	CHK	
MAIN	29970	10/16/2018	VERIZON WIRELESS	157.90	CHK	
MAIN	29971	10/16/2018	LIBERTY COUNTY JUVENILE PROB.	235.75	CHK	
MAIN	29972	10/16/2018	A-1 TEL-COM SECURITY	120.00	CHK	
MAIN	29973	10/16/2018	SANDRA L. DUNNUCK	200.00	CHK	
MAIN	29974	10/16/2018	KELLY SEMIEN	120.00	CHK	
MAIN	29975	10/16/2018	LUCY TREVIZO	120.00	CHK	
MAIN	29976	10/22/2018	ALLISON FUNERAL SVC	400.00	CHK	
MAIN	29977	10/22/2018	SIERRA SPRINGS	34.11	CHK	
MAIN	29978	10/22/2018	A SILVER LINING	310.50	CHK	
MAIN	29979	10/22/2018	A-1 TEL-COM SECURITY	281.75	CHK	
MAIN	29980	10/22/2018	ADAPCO, INC.	680.88	CHK	
MAIN	29981	10/22/2018	ALLEN'S GARAGE	588.00	CHK	
MAIN	29982	10/22/2018	ALLIED ELEVATOR	300.00	CHK	

Bank Account	Check Number	Check Date	Payee	Amount	Type	Voided
MAIN	29983	10/22/2018	ALLISON FUNERAL SVC	800.00	CHK	11/08/2018
MAIN	29984	10/22/2018	ALLISON TROUSDALE	1,900.00	CHK	
MAIN	29985	10/22/2018	AMAZON.COM SERVICES	1,047.00	CHK	
MAIN	29986	10/22/2018	AMERICAN STAMP & MARKING PRODU	57.62	CHK	
MAIN	29987	10/22/2018	ARCHIES FOOD	200.00	CHK	
MAIN	29988	10/22/2018	ASHLEY ULKIE	20.42	CHK	
MAIN	29989	10/22/2018	AT & T	115.25	CHK	
MAIN	29990	10/22/2018	AT&T	2,368.38	CHK	
MAIN	29991	10/22/2018	B J FORD-MERCURY CO	392.20	CHK	
MAIN	29992	10/22/2018	BANCORPSOUTH EQUIPMENT FINANCE	4,551.78	CHK	
MAIN	29993	10/22/2018	BRENDA FAIRCHILD	47.58	CHK	
MAIN	29994	10/22/2018	BRIDGEHAVEN CHILDREN'S ADVOCAC	20,042.00	CHK	
MAIN	29995	10/22/2018	CASA DON BONI	206.68	CHK	
MAIN	29996	10/22/2018	CASA OF LIBERTY/CHAMBERS COUNT	15,012.00	CHK	
MAIN	29997	10/22/2018	CHRISTINA VARELA	125.00	CHK	
MAIN	29998	10/22/2018	CIARA B. TANNER	3,000.00	CHK	
MAIN	29999	10/22/2018	CINTAS	288.51	CHK	
MAIN	30000	10/22/2018	CLIFTON V. SMITH COURT REPORT	733.76	CHK	
MAIN	30001	10/22/2018	CMRS-PB	3,000.00	CHK	
MAIN	30002	10/22/2018	CNA SURETY DIRECT BILL	255.00	CHK	
MAIN	30003	10/22/2018	CNH INDUSTRIAL RENTAL ACCOUNT	2,878.90	CHK	
MAIN	30004	10/22/2018	COMCAST	832.40	CHK	
MAIN	30005	10/22/2018	COMPUTER TUNE-UP SERVICES	8,750.00	CHK	
MAIN	30006	10/22/2018	CONNIE CHAPMAN	348.80	CHK	
MAIN	30007	10/22/2018	CRYSTAL MAGEE	695.00	CHK	
MAIN	30008	10/22/2018	D. WASHBURN PAVING CO.	9,389.61	CHK	
MAIN	30009	10/22/2018	DAN BRADLEY	1,225.00	CHK	
MAIN	30010	10/22/2018	DE DE TAYLOR	31.17	CHK	
MAIN	30011	10/22/2018	DE LAGE LANDEN FINANCIAL SVCS,	1,215.16	CHK	
MAIN	30012	10/22/2018	DECISION POINTS AUTHORS, LLC	9,972.00	CHK	
MAIN	30013	10/22/2018	DELUXE BUSINESS CHECKS	407.67	CHK	
MAIN	30014	10/22/2018	DONNA WALLACE	36.00	CHK	
MAIN	30015	10/22/2018	ELIZABETH E. COKER	1,500.00	CHK	
MAIN	30016	10/22/2018	GALLS, LLC	48.00	CHK	
MAIN	30017	10/22/2018	GARY DENNISON	1,350.00	CHK	
MAIN	30018	10/22/2018	HART INTERCIVIC, INC.	33,477.00	CHK	
MAIN	30019	10/22/2018	HELENA CHEMICAL	650.00	CHK	
MAIN	30020	10/22/2018	ISI COMMERCIAL REFRIGERATION	188.00	CHK	
MAIN	30021	10/22/2018	JACKIE GEISLEMAN	393.00	CHK	
MAIN	30022	10/22/2018	JAMES M. GOTT	1,150.00	CHK	
MAIN	30023	10/22/2018	JAMIE M. HUDSPETH	671.50	CHK	
MAIN	30024	10/22/2018	JAX	127.19	CHK	
MAIN	30025	10/22/2018	JOAN BELT	31.17	CHK	
MAIN	30026	10/22/2018	JOHN J. HEBERT DIST. INC.	18,786.41	CHK	
MAIN	30027	10/22/2018	KAYLA HERRINGTON	4,090.00	CHK	
MAIN	30028	10/22/2018	KEATON D. KIRKWOOD	1,670.00	CHK	
MAIN	30029	10/22/2018	KELLIE DEROUEN	800.00	CHK	
MAIN	30030	10/22/2018	KIMBERLY MEADOWS	65.94	CHK	
MAIN	30031	10/22/2018	KONICA MINOLTA BUSINESS SOLUTI	178.51	CHK	
MAIN	30032	10/22/2018	LEVEL 3 COMMUNICATIONS, LLC	2,822.47	CHK	
MAIN	30033	10/22/2018	LIBERTY CO SHERIFF'S DPT	75.00	CHK	
MAIN	30034	10/22/2018	LIBERTY CO TAX OFC	15.00	CHK	

Bank Account	Check Number	Check Date	Payee	Amount	Type	Voided
MAIN	30035	10/22/2018	LIBERTY CO. CHILD PROT SVC.	30.00	CHK	
MAIN	30036	10/22/2018	LIBERTY COUNTY HISTORICAL COMM	15,000.00	CHK	
MAIN	30037	10/22/2018	LJA ENGINEERING, INC.	5,347.33	CHK	
MAIN	30038	10/22/2018	LOPEZ ROOFING & CONSTRUCTION	15,000.00	CHK	
MAIN	30039	10/22/2018	LOWER TRINITY SOIL & CONSERVAT	3,500.00	CHK	
MAIN	30040	10/22/2018	MANATRON	504.00	CHK	
MAIN	30041	10/22/2018	MARK BEAUSOLEIL	150.00	CHK	
MAIN	30042	10/22/2018	MICHELLE CONNER	140.00	CHK	
MAIN	30043	10/22/2018	MICHELLE MANGUM-MERENDINO	125.00	CHK	
MAIN	30044	10/22/2018	MID-AMERICAN RESEARCH CHEMICA	384.50	CHK	
MAIN	30045	10/22/2018	MUSTANG RENTAL SERVICES	6,737.64	CHK	
MAIN	30046	10/22/2018	NORTH LIBERTY COUNTY FOOD PANT	3,000.00	CHK	
MAIN	30047	10/22/2018	O'REILLY AUTOMOTIVE STORES, IN	542.67	CHK	
MAIN	30048	10/22/2018	OFFICE DEPOT	784.24	CHK	
MAIN	30049	10/22/2018	PACE-STANCIL FUNERAL HOME	295.00	CHK	
MAIN	30050	10/22/2018	PENNY MCMILLEN	917.41	CHK	
MAIN	30051	10/22/2018	POTETZ HOME CENTER	571.39	CHK	
MAIN	30052	10/22/2018	PREGNANCY CARE CENTER OF DAYTO	66.00	CHK	
MAIN	30053	10/22/2018	PRO-VISION, INC.	1,200.00	CHK	
MAIN	30054	10/22/2018	QUILL	621.95	CHK	
MAIN	30055	10/22/2018	R.B. EVERETT & COMPANY	4,350.00	CHK	
MAIN	30056	10/22/2018	ROGER CHRISCO	450.00	CHK	
MAIN	30057	10/22/2018	ROLONDRIA WEBB	43.27	CHK	
MAIN	30058	10/22/2018	RUTH TURNBOUGH	10.21	CHK	
MAIN	30059	10/22/2018	SARAH ELLIS IVERSON	1,925.00	CHK	
MAIN	30060	10/22/2018	SHOPPA'S	665.35	CHK	
MAIN	30061	10/22/2018	SOUTHEAST TEXAS FARM & RANCH	68.85	CHK	
MAIN	30062	10/22/2018	STAPLES BUSINESS ADVANTAGE	299.00	CHK	
MAIN	30063	10/22/2018	STERLING FUNERAL HOME	400.00	CHK	
MAIN	30064	10/22/2018	T & T TIRE SERVICE	147.50	CHK	
MAIN	30065	10/22/2018	TEXAS JUSTICE COURT TRAINING	150.00	CHK	
MAIN	30066	10/22/2018	THE POUNCIL LAW FIRM PLLC	400.00	CHK	
MAIN	30067	10/22/2018	TOM ABBATE	450.00	CHK	
MAIN	30068	10/22/2018	TUHINA SHARMA	150.00	CHK	
MAIN	30069	10/22/2018	TURNER LEGAL GROUP	1,000.00	CHK	
MAIN	30070	10/22/2018	TX. DEPT. OF STATE HEALTH SERV	278.16	CHK	
MAIN	30071	10/22/2018	TYLER TECHNOLOGIES	31.25	CHK	
MAIN	30072	10/22/2018	USA CERTIFIED INTERPRETERS LLC	680.00	CHK	
MAIN	30073	10/22/2018	VFW	800.00	CHK	
MAIN	30074	10/22/2018	WALLER COUNTY ASPHALT	8,254.50	CHK	
MAIN	30075	10/22/2018	WELCH STATE BANK	37,854.96	CHK	
MAIN	30076	10/22/2018	WHITENER ENTERPRISES INC.	4,591.27	CHK	
MAIN	30077	10/22/2018	WILLIAMS SCOTSMAN, INC.	1,141.60	CHK	
MAIN	30078	10/22/2018	XEROX CORPORATION	118.51	CHK	
MAIN	30079	10/22/2018	LIB. CO. DISTRICT CLERK - DONN	480.00	CHK	
MAIN	30080	10/22/2018	LIB. CO. DISTRICT CLERK - DONN	480.00	CHK	
MAIN	30081	10/22/2018	CHARLES WIGGINS	1,250.00	CHK	
MAIN	30082	10/22/2018	PICKETT JOINT PROPERTIES	900.00	CHK	
MAIN	30083	10/22/2018	JUDGE MARK MOREFIELD	1,800.00	CHK	
MAIN	30084	10/22/2018	DAYTON SENIOR CITIZENS	833.33	CHK	
MAIN	30085	10/22/2018	GRACE INITIATIVE OF SOUTH LIBE	833.33	CHK	
MAIN	30086	10/22/2018	HARDIN SENIOR CITIZENS	333.33	CHK	

Bank Account	Check Number	Check Date	Payee	Amount	Type	Voided
MAIN	30087	10/22/2018	TRI-COUNTY MHMR	5,302.33	CHK	
MAIN	30088	10/22/2018	LIBERTY COUNTY EMS, INC.	27,500.00	CHK	
MAIN	30089	10/23/2018	READYREFRESH	47.20	CHK	
MAIN	30090	10/23/2018	READYREFRESH	55.19	CHK	
MAIN	30091	10/23/2018	SIERRA SPRINGS	39.12	CHK	
MAIN	30092	10/23/2018	SOUTHEAST TEXAS WATER	39.93	CHK	
MAIN	30093	10/23/2018	TRANS UNION RISK & ALTERNATIVE	25.00	CHK	
MAIN	30094	10/23/2018	A T & T	141.23	CHK	
MAIN	30095	10/23/2018	AKIN'S AUTO & SERVICE CENTER	971.66	CHK	
MAIN	30096	10/23/2018	ALLISON TROUSDALE	925.00	CHK	
MAIN	30097	10/23/2018	AMERICAN INDUSTRIAL - CLEVELAN	62.26	CHK	
MAIN	30098	10/23/2018	AMERICAN TIRE DISTRIBUTOR	476.00	CHK	
MAIN	30099	10/23/2018	ANGELA MASELLI	52.32	CHK	
MAIN	30100	10/23/2018	AT & T	84.44	CHK	
MAIN	30101	10/23/2018	AT&T	66.23	CHK	
MAIN	30102	10/23/2018	BEST BUY	1,224.52	CHK	
MAIN	30103	10/23/2018	BLUEBONNET NATURAL GAS, LLC	36.74	CHK	
MAIN	30104	10/23/2018	BRENDA FAIRCHILD	27.58	CHK	
MAIN	30105	10/23/2018	BRIDGEHAVEN CHILDREN'S ADVOCAC	48.00	CHK	
MAIN	30106	10/23/2018	BROOKSHIRE BROS LTD.	94.35	CHK	
MAIN	30107	10/23/2018	CASA OF LIBERTY/CHAMBERS COUNT	27.00	CHK	
MAIN	30108	10/23/2018	CENTERPOINT ENERGY ENTEX	40.35	CHK	
MAIN	30109	10/23/2018	CHAD ELMORE	283.40	CHK	
MAIN	30110	10/23/2018	CHAPMAN AIR CONDITIONING AND H	395.00	CHK	
MAIN	30111	10/23/2018	CHRISTUS ST. ELIZABETH HOSPITA	1,050.00	CHK	
MAIN	30112	10/23/2018	CIARA B. TANNER	966.66	CHK	
MAIN	30113	10/23/2018	CINTAS	787.60	CHK	
MAIN	30114	10/23/2018	CITY OF LIBERTY	10,538.70	CHK	
MAIN	30115	10/23/2018	CLAWSON'S COPY SHOPPE	78.15	CHK	
MAIN	30116	10/23/2018	CLEVELAND SUPPLY	1,292.39	CHK	
MAIN	30117	10/23/2018	COASTAL WELDING SUPPLY	214.10	CHK	
MAIN	30118	10/23/2018	CRYSTAL MAGEE	1,040.00	CHK	
MAIN	30119	10/23/2018	DAN BRADLEY	450.00	CHK	
MAIN	30120	10/23/2018	DOLORES WILEY	55.00	CHK	
MAIN	30121	10/23/2018	DONNA BROWN	84.50	CHK	
MAIN	30122	10/23/2018	ENTERGY	2,780.45	CHK	
MAIN	30123	10/23/2018	F M M S HOLDINGS OF TEXAS, LLC	7,800.00	CHK	
MAIN	30124	10/23/2018	FARRAH F. HARPER	1,775.00	CHK	
MAIN	30125	10/23/2018	GALLS INCORPORATED	144.00	CHK	
MAIN	30126	10/23/2018	GEO CORRECTIONS AND DETENTION,	297,155.19	CHK	
MAIN	30127	10/23/2018	HEALTH CENTER OF SOUTHEAST TEX	133.23	CHK	10/23/2018
MAIN	30128	10/23/2018	J & J WRECKER SERVICE	192.50	CHK	
MAIN	30129	10/23/2018	JAMIE M. HUDSPETH	153.72	CHK	
MAIN	30130	10/23/2018	JEFFERSON COUNTY CLERK	1,044.00	CHK	
MAIN	30131	10/23/2018	JENNIFER HAZLETT	58.86	CHK	
MAIN	30132	10/23/2018	KATHY KEY	55.00	CHK	
MAIN	30133	10/23/2018	KAYLA HERRINGTON	250.00	CHK	
MAIN	30134	10/23/2018	KEATON D. KIRKWOOD	450.00	CHK	
MAIN	30135	10/23/2018	KELLIE DEROUEN	800.00	CHK	
MAIN	30136	10/23/2018	KINGWOOD MEDICAL CENTER HOSPIT	3,790.96	CHK	
MAIN	30137	10/23/2018	LAKE COUNTRY CHEVROLET	8,800.00	CHK	
MAIN	30138	10/23/2018	LAW ENFORCEMENT SUPPLY, INC	42.99	CHK	

Bank Account	Check Number	Check Date	Payee	Amount	Type	Voided
MAIN	30139	10/23/2018	LAW ENFORCEMENT SYSTEMS, INC.	140.00	CHK	
MAIN	30140	10/23/2018	LIBERTY CO. CHILD PROT SVC.	15.00	CHK	
MAIN	30141	10/23/2018	LIBERTY MEDICAL SURGICAL CLINI	190.00	CHK	
MAIN	30142	10/23/2018	LIBERTY TIRE RECYCLING	2,888.60	CHK	
MAIN	30143	10/23/2018	LOGIX COMMUNICATIONS	898.74	CHK	
MAIN	30144	10/23/2018	MARK BEAUSOLEIL	600.00	CHK	
MAIN	30145	10/23/2018	MARTIN MARIETTA MATERIALS	19,843.36	CHK	
MAIN	30146	10/23/2018	MILLIS EQUIPMENT LLC	26,322.35	CHK	
MAIN	30147	10/23/2018	MONARCH UTILITIES, INC.	126.66	CHK	
MAIN	30148	10/23/2018	MOSS HILL SERVICES	350.00	CHK	
MAIN	30149	10/23/2018	NEAL FUNERAL HOME	665.00	CHK	
MAIN	30150	10/23/2018	NET DATA	962.00	CHK	
MAIN	30151	10/23/2018	NINTH COURT OF APPEALS	1,260.00	CHK	
MAIN	30152	10/23/2018	O'REILLY AUTOMOTIVE STORES, IN	3,277.91	CHK	
MAIN	30153	10/23/2018	OFFICE DEPOT	2,502.08	CHK	
MAIN	30154	10/23/2018	OFFICE DEPOT	319.98	CHK	
MAIN	30155	10/23/2018	OMNIBASE SERVICES, INC.	1,655.93	CHK	
MAIN	30156	10/23/2018	PACE-STANCIL FUNERAL HOME	1,352.00	CHK	
MAIN	30157	10/23/2018	PERFORMANCE TRUCK	234.15	CHK	
MAIN	30158	10/23/2018	PINEY WOODS SANITATION	60.00	CHK	
MAIN	30159	10/23/2018	PITNEY BOWES	42.30	CHK	
MAIN	30160	10/23/2018	PLATINUM COPIER SOLUTIONS, LLC	135.31	CHK	
MAIN	30161	10/23/2018	POTETZ HOME CENTER	39.85	CHK	
MAIN	30162	10/23/2018	POTETZ HOME CENTER	106.86	CHK	
MAIN	30163	10/23/2018	PREGNANCY CARE CENTER OF DAYTO	30.00	CHK	
MAIN	30164	10/23/2018	PREMIER CARDIOVASCULAR CONSULT	439.45	CHK	
MAIN	30165	10/23/2018	PRO STAR WASTE	301.67	CHK	
MAIN	30166	10/23/2018	QUALITY CARE PLUS, LLC	80.08	CHK	
MAIN	30167	10/23/2018	R.B. EVERETT & COMPANY	5,200.00	CHK	
MAIN	30168	10/23/2018	REBA A. EICHELBERGER	3,200.00	CHK	
MAIN	30169	10/23/2018	REPUBLIC SERVICES, INC.	2,435.00	CHK	
MAIN	30170	10/23/2018	RICHARD BROWN	769.80	CHK	
MAIN	30171	10/23/2018	ROBERT WRIGHT	89.00	CHK	
MAIN	30172	10/23/2018	SCRIPT CARE, LTD	396.08	CHK	
MAIN	30173	10/23/2018	SERVICE GRAPHICS LLC	447.56	CHK	
MAIN	30174	10/23/2018	SHECO	66.70	CHK	
MAIN	30175	10/23/2018	SHOPPA'S	943.18	CHK	
MAIN	30176	10/23/2018	SMART OILFIELD SERVICES	3,000.00	CHK	
MAIN	30177	10/23/2018	SOURCE INC.	23,691.50	CHK	
MAIN	30178	10/23/2018	SOUTHERN TIRE MART, LLC	10,342.00	CHK	
MAIN	30179	10/23/2018	TEXAS COURT REPORTERS ASSOCIAT	395.00	CHK	
MAIN	30180	10/23/2018	TEXAS PARKS & WILDLIFE	1,121.49	CHK	
MAIN	30181	10/23/2018	THE MARPA GROUP, INC.	280.00	CHK	
MAIN	30182	10/23/2018	TRANS UNION RISK & ALTERNATIVE	88.40	CHK	
MAIN	30183	10/23/2018	TRINITY MATERIAL, INC.	772.85	CHK	
MAIN	30184	10/23/2018	TRINITY VALLEY TRACTORS, INC.	180.32	CHK	
MAIN	30185	10/23/2018	VERIZON WIRELESS	1,706.75	CHK	
MAIN	30186	10/23/2018	VFW	800.00	CHK	
MAIN	30187	10/23/2018	VINDICATOR & PROGRESS	238.00	CHK	
MAIN	30188	10/23/2018	VULCAN CONSTRUCTION MATERIAL L	1,515.75	CHK	
MAIN	30189	10/23/2018	WASTE MANAGEMENT	4,692.16	CHK	
MAIN	30190	10/23/2018	WEST GROUP PAYMENT CENTER	4,511.27	CHK	

Bank Account	Check Number	Check Date	Payee	Amount	Type	Voided
MAIN	30191	10/23/2018	WHITENER ENTERPRISES INC.	3,119.67	CHK	
MAIN	30192	10/23/2018	WHITENERS-DAYTON	281.30	CHK	
MAIN	30193	10/23/2018	XEROX CORPORATION	1,453.00	CHK	
MAIN	30194	10/23/2018	LIBERTY CO TAX OFC	7.50	CHK	
MAIN	30195	10/23/2018	HEALTH CENTER OF SOUTHEAST TEX	108.23	CHK	
MAIN	30196	10/23/2018	HEALTH CENTER OF SOUTHEAST TEX	25.00	CHK	
MAIN	30197	10/25/2018	JEROME ENNIS	16,224.00	CHK	
MAIN	30198	10/26/2018	JURY CHECK	120.00	CHK	
MAIN	30199	10/26/2018	JURY CHECK	120.00	CHK	
MAIN	30200	10/26/2018	JURY CHECK	120.00	CHK	
MAIN	30201	10/26/2018	JURY CHECK	120.00	CHK	
MAIN	30202	10/26/2018	JURY CHECK	120.00	CHK	
MAIN	30203	10/26/2018	JURY CHECK	120.00	CHK	
MAIN	30204	10/26/2018	JURY CHECK	120.00	CHK	
MAIN	30205	10/26/2018	JURY CHECK	120.00	CHK	
MAIN	30206	10/26/2018	JURY CHECK	120.00	CHK	
MAIN	30207	10/26/2018	JURY CHECK	120.00	CHK	
MAIN	30208	10/26/2018	JURY CHECK	60.00	CHK	
MAIN	30209	10/26/2018	JURY CHECK	120.00	CHK	
MAIN	30210	10/26/2018	NELL SEWELL	881.84	CHK	10/29/2018
MAIN	30211	10/26/2018	GABRIELA WHEELER	678.00	CHK	10/29/2018
MAIN	30212	10/26/2018	HEATHER ELLIS	578.84	CHK	10/29/2018
MAIN	30213	10/31/2018	AFLAC	11,017.98	CHK	
MAIN	30214	10/31/2018	HARTFORD LIFE INSURANCE COMPAN	96.20	CHK	
MAIN	30215	10/31/2018	LEGALSHIELD	15.94	CHK	
MAIN	30216	10/31/2018	LIBERTY CO TEACHER CRED UNION	2,344.57	CHK	
MAIN	30217	10/31/2018	LIBERTY COUNTY BENEFITS & INSU	8,410.02	CHK	
MAIN	30218	10/31/2018	LIBERTY COUNTY INSURANCE & BEN	239,961.20	CHK	
MAIN	30219	10/31/2018	LIBERTY COUNTY PAYROLL	6,458.18	CHK	
MAIN	30220	10/31/2018	LIBERTY COUNTY PAYROLL	4,069.48	CHK	
MAIN	30221	10/31/2018	LIBERTY COUNTY PAYROLL CLEARIN	356,662.39	CHK	
MAIN	30222	10/31/2018	LIBERTY COUNTY PAYROLL CLEARIN	86,348.88	CHK	
MAIN	30223	10/31/2018	LIBERTY COUNTY PAYROLL CLEARIN	20,194.58	CHK	
MAIN	30224	10/31/2018	LIBERTY COUNTY PAYROLL CLEARIN	58,212.73	CHK	
MAIN	30225	10/31/2018	LIBERTY COUNTY PAYROLL CLEARIN	523,672.54	CHK	
MAIN	30226	10/31/2018	NATIONWIDE RETIREMENT SOLUTION	735.00	CHK	
MAIN	30227	10/31/2018	THE HARTFORD	938.00	CHK	
MAIN	30228	10/31/2018	VALIC C/O JP MORGAN CHASE	921.00	CHK	
* MAIN	30230	10/30/2018	STEPHEN C. TAYLOR	2,255.10	CHK	
MAIN	30231	10/30/2018	ASHLEY ULKIE	328.00	CHK	
MAIN	30232	10/30/2018	TABITHA DYSON	90.00	CHK	

\* INDICATES A GAP IN CHECK # SEQUENCE



---

7 TOTAL VOIDED CHECKS	30,836.91
554 TOTAL CHECKS	4,014,925.30
0 TOTAL ELECTONIC PAYMENTS	0.00
0 TOTAL PAYROLL CHECKS	0.00
0 TOTAL ACH TRANSACTIONS	0.00
	-----
554 TOTAL ALL CHECKS	4,014,925.30